

CAFOM S.A.

ISIN: **FR0010151589**

WKN: -

Overview

2024/08/21 15:03:00

Price
8.64 EURDifference  0.00% (0.00)

General attributes

ISIN	FR0010151589
Symbol	CAFO
Exchange	Euronext Paris
Currency	EUR
Sector	Commerce
Security type	Stock
Market cap (m)	81 EUR
Benchmark	CAC 40 INDEX

Market data

Bid (Bid size)	-
Ask (Ask size)	-
Open	8.64 EUR
High	8.64 EUR
Low	8.64 EUR
Close (prev. day)	8.64 EUR
VWAP	8.640571 EUR
Volume (pcs)	35
Trading volume	86.00
Number of trades	3
Last size	2

Futures and Options

Related Futures	-
Related Options	-











5y



Information about previous performance does not guarantee future performance.

Source: FactSet

Recent research

on sector		on market	
Date		Headline	Download
2024/08/12		Global Equity Ratings	
2024/08/12		Aktienempfehlungen Global	
2024/07/24		Global Equity Ratings	
2024/07/24		Aktienempfehlungen Global	
2024/07/15		Aktienempfehlungen Global	

Details

2024/08/21 15:03:00

Price

8.64 EUR

Difference ↔ 0.00% (0.00)

General attributes

ISIN	FR0010151589
Symbol	CAFO
Exchange	Euronext Paris
Currency	EUR
Sector	Commerce
Security type	Stock
Market cap (m)	81 EUR
Benchmark	CAC 40 INDEX

Market data

Bid (Bid size)	-
Ask (Ask size)	-
Open	8.64 EUR
High	8.64 EUR
Low	8.64 EUR
Close (prev. day)	8.64 EUR
VWAP	8.640571 EUR
Volume (pcs)	35
Trading volume	86.00
Number of trades	3
Last size	2

Performance and Risk

	6m	1y	3y
Perf (%)	-2.48%	-13.43%	-40.41%
Perf (abs.)	-0.22	-1.34	-5.86
Beta	0.02	-0.03	0.30
Volatility	28.27	28.06	36.07

5y



Information about previous performance does not guarantee future performance.
Source: FactSet

Price data

Ø price 5 days Ø volume 5 days (pcs.)	8.70 EUR (70)
Ø price 30 days Ø volume 30 days (pcs.)	8.96 EUR (660)
Ø price 100 days Ø volume 100 days (pcs.)	9.24 EUR (1,179)
Ø price 250 days Ø volume 250 days (pcs.)	9.28 EUR (1,668)
YTD High date	9.98 EUR (2024/04/12)
YTD Low date	8.62 EUR (2024/01/08)
52 Weeks High date	10.50 EUR (2023/09/11)
52 Weeks Low date	8.62 EUR (2024/01/08)

Arbitrage views

Exchange ↕	Date	Time	Price	Trading volume (mio.)	Number of trades
Stuttgart	2024/08/21	17:21	8.44 EUR	0.00	6
London Stock Exchange	2018/05/22	17:35	9.20 EUR	0.00	1
Frankfurt	2024/08/21	08:04	8.44 EUR	0.00	1
Euronext Paris	2024/08/21	15:03	8.64 EUR	0.00	3
Duesseldorf	2024/08/21	08:12	8.42 EUR	0.00	1

Company profile

Company Logo

Contact Details

CAFOM

--

Telefon: -

Fax: -

E-mail: -

Company Profile

-