

# J FRONT RETAILING CO LTD NPV

ISIN: **JP3386380004** WKN: **3086**

## Overview

2024/06/28 16:23:51

**Price**  
11.10 USD

**Difference** ▲ 12.52% (1.23)

### General attributes

ISIN	JP3386380004
Symbol	3086
Exchange	FINRA other OTC Issues
Currency	USD
Sector	-
Security type	Stock
Market cap (m)	3,164 EUR
Benchmark	NIKKEI 225

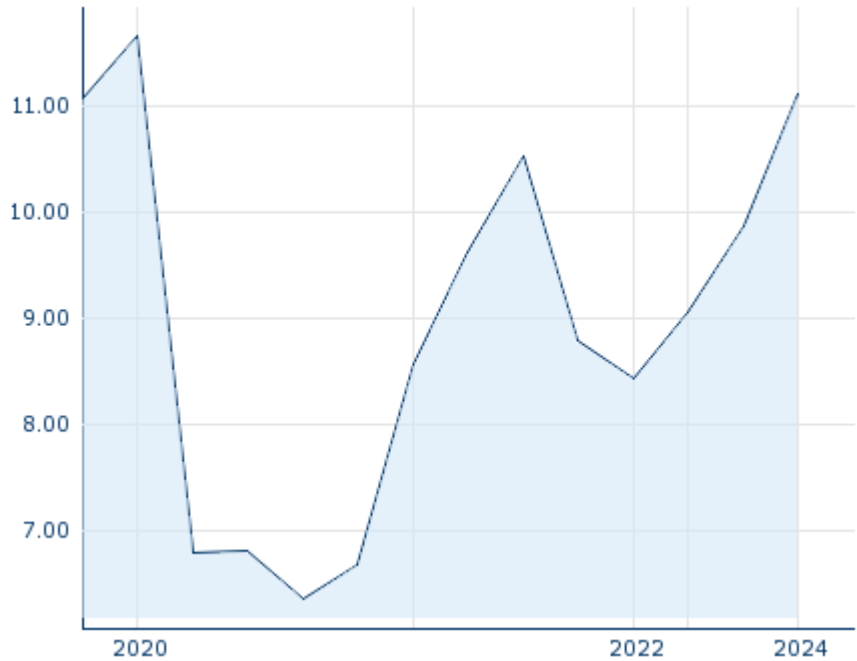
### Market data

Bid (Bid size)	-
Ask (Ask size)	-
Open	11.10 USD
High	11.10 USD
Low	11.10 USD
Close (prev. day)	9.865 USD
VWAP	11.10 USD
Volume (pcs)	100
Trading volume	1,110.00
Number of trades	1
Last size	100

### Futures and Options

Related Futures	-
Related Options	-

5y



Information about previous performance does not guarantee future performance.  
Source: FactSet

### Recent research

on market		
Date	Headline	Download
2024/02/22	Aktienempfehlungen Global	
2024/02/22	Global Equity Ratings	
2023/10/27	Global Equity Ratings	
2023/10/27	Aktienempfehlungen Global	
2023/09/29	Global Equity Ratings	

# Details

2024/06/28 16:23:51

**Price**

11.10 USD

**Difference** ▲ 12.52% (1.23)

**General attributes**

ISIN	JP3386380004
Symbol	3086
Exchange	FINRA other OTC Issues
Currency	USD
Sector	-
Security type	Stock
Market cap (m)	3,164 EUR
Benchmark	NIKKEI 225

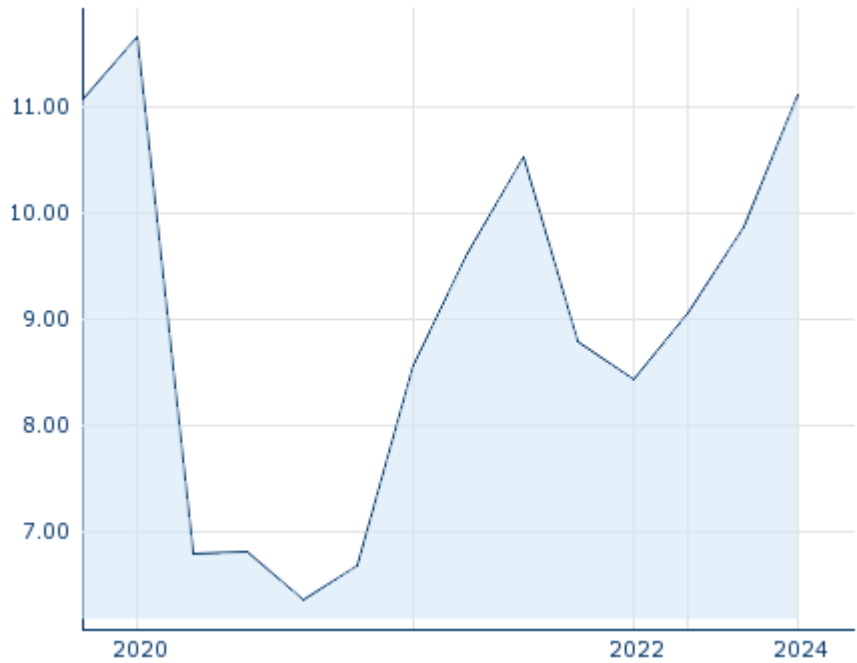
**Market data**

Bid (Bid size)	-
Ask (Ask size)	-
Open	11.10 USD
High	11.10 USD
Low	11.10 USD
Close (prev. day)	9.865 USD
VWAP	11.10 USD
Volume (pcs)	100
Trading volume	1,110.00
Number of trades	1
Last size	100

**Performance and Risk**

	6m	1y	3y
Perf (%)	-	-	-
Perf (abs.)	-	-	-
Beta	0.72	0.68	0.61
Volatility	-	-	29.84

5y



Information about previous performance does not guarantee future performance. Source: FactSet

**Price data**

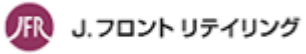
Ø price 5 days   Ø volume 5 days (pcs.)	- USD (-)
Ø price 30 days   Ø volume 30 days (pcs.)	- USD (-)
Ø price 100 days   Ø volume 100 days (pcs.)	- USD (-)
Ø price 250 days   Ø volume 250 days (pcs.)	10.48 USD (14)
YTD High   date	11.10 USD (2024/06/28)
YTD Low   date	11.10 USD (2024/06/28)
52 Weeks High   date	11.10 USD (2024/06/28)
52 Weeks Low   date	9.87 USD (2023/10/12)

**Arbitrage views**

Exchange	Date	Time	Price	Trading volume (mio.)	Number of trades
Tokyo Stock Exchange	2024/07/17	08:00	2,019.00 JPY	35.50	3,027
Stuttgart	2021/09/30	08:25	8.20 EUR	0.00	2
FINRA other OTC Issues	2024/06/28	16:23	11.10 USD	0.00	1

## Company profile

### Company Logo



### Company Profile

-

### Contact Details

J FRONT RETAILING CO LTD

--

6-10-1, Ginza, Chuo-ku - 104-0061 Tokyo

Telefon: -

Fax: -

E-mail: -