

J FRONT RETAILING CO LTD NPV

ISIN: **JP3386380004** WKN: **3086**

Overview

2023/10/12 21:00:33

Price

9.865 USD

Difference  9.01% (0.82)

General attributes

ISIN	JP3386380004
Symbol	3086
Exchange	FINRA other OTC Issues
Currency	USD
Sector	-
Security type	Stock
Market cap (m)	2,301 EUR
Benchmark	NIKKEI 225

Market data

Bid (Bid size)	-
Ask (Ask size)	-
Open	9.865 USD
High	9.865 USD
Low	9.865 USD
Close (prev. day)	9.05 USD
VWAP	9.865 USD
Volume (pcs)	1,200
Trading volume	11,838.00
Number of trades	2
Last size	600

Futures and Options






Related Futures	-
Related Options	-

5y



Information about previous performance does not guarantee future performance.
Source: FactSet

Recent research

on market		
Date	Headline	Download
2024/02/22	 Aktienempfehlungen Global	
2024/02/22	 Global Equity Ratings	
2023/10/27	 Global Equity Ratings	
2023/10/27	 Aktienempfehlungen Global	
2023/09/29	 Global Equity Ratings	

Details

2023/10/12 21:00:33

Price

9.865 USD

Difference ▲ 9.01% (0.82)

General attributes

ISIN	JP3386380004
Symbol	3086
Exchange	FINRA other OTC Issues
Currency	USD
Sector	-
Security type	Stock
Market cap (m)	2,301 EUR
Benchmark	NIKKEI 225

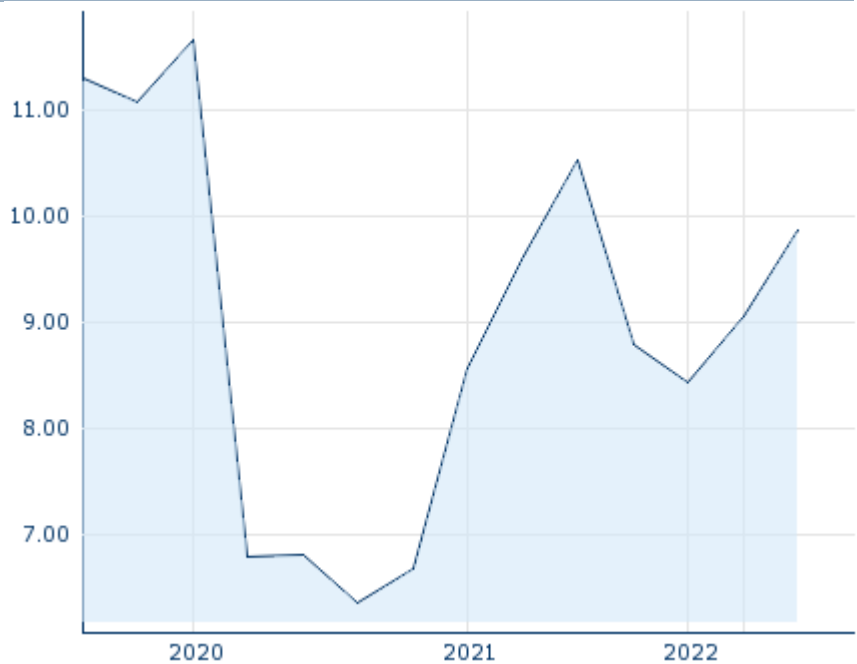
Market data

Bid (Bid size)	-
Ask (Ask size)	-
Open	9.865 USD
High	9.865 USD
Low	9.865 USD
Close (prev. day)	9.05 USD
VWAP	9.865 USD
Volume (pcs)	1,200
Trading volume	11,838.00
Number of trades	2
Last size	600

Performance and Risk

	6m	1y	3y
Perf (%)	-	-	-
Perf (abs.)	-	-	-
Beta	0.71	0.64	0.61
Volatility	-	-	28.83

5y



Information about previous performance does not guarantee future performance.

Source: FactSet

Price data

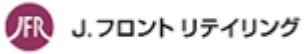
Ø price 5 days Ø volume 5 days (pcs.)	- USD (-)
Ø price 30 days Ø volume 30 days (pcs.)	- USD (-)
Ø price 100 days Ø volume 100 days (pcs.)	- USD (5)
Ø price 250 days Ø volume 250 days (pcs.)	9.865 USD (14)
YTD High date	- USD (-)
YTD Low date	- USD (-)
52 Weeks High date	9.865 USD (2023/10/12)
52 Weeks Low date	9.865 USD (2023/10/12)

All listings for J FRONT RETAILING CO LTD NPV

Exchange	Date	Time	Price	Trading volume (mio.)	Number of trades
Tokyo Stock Exchange	2024/05/17	08:00	1,436.00 JPY	19.85	2,838
Stuttgart	2021/09/30	08:25	8.20 EUR	0.00	2
FINRA other OTC Issues	2023/10/12	21:00	9.865 USD	0.01	2

Company profile

Company Logo



Company Profile

-

Contact Details

J FRONT RETAILING CO LTD

--

6-10-1, Ginza, Chuo-ku - 104-0061 Tokyo

Telefon: -

Fax: -

E-mail: -