

# J FRONT RETAILING CO LTD NPV

ISIN: **JP3386380004** WKN: **3086**

## Overview

2023/10/12 21:00:33

**Price**  
9.865 USD

**Difference** ▲ 9.01% (0.82)

### General attributes

ISIN	JP3386380004
Symbol	3086
Exchange	FINRA other OTC Issues
Currency	USD
Sector	-
Security type	Stock
Market cap (m)	2,296 EUR
Benchmark	NIKKEI 225

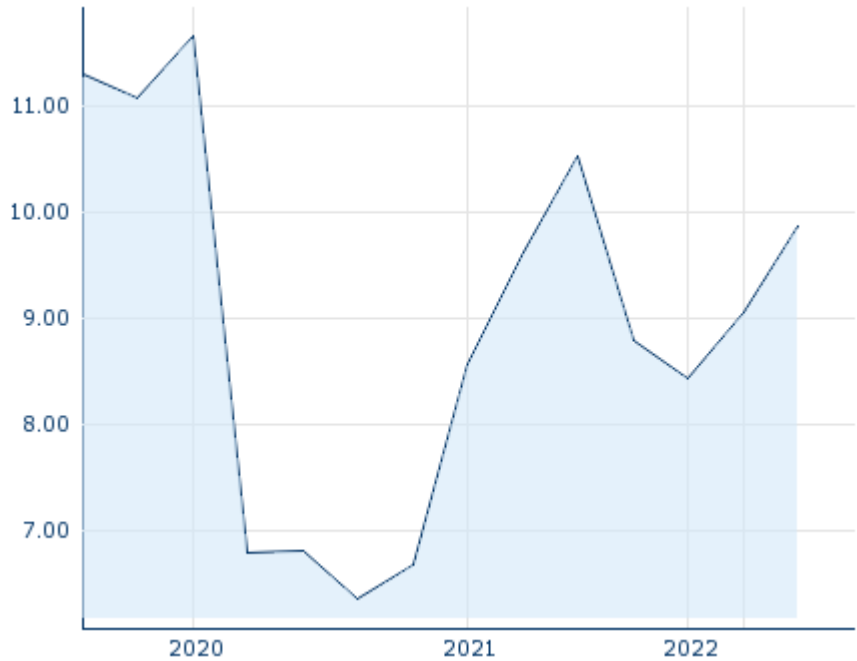
### Market data

Bid (Bid size)	-
Ask (Ask size)	-
Open	9.865 USD
High	9.865 USD
Low	9.865 USD
Close (prev. day)	9.05 USD
VWAP	9.865 USD
Volume (pcs)	1,200
Trading volume	11,838.00
Number of trades	2
Last size	600

### Futures and Options

Related Futures	-
Related Options	-

5y



Information about previous performance does not guarantee future performance.  
Source: FactSet

### Recent research

on market		
Date	Headline	Download
2024/02/22	Aktienempfehlungen Global	
2024/02/22	Global Equity Ratings	
2023/10/27	Global Equity Ratings	
2023/10/27	Aktienempfehlungen Global	
2023/09/29	Global Equity Ratings	

## Details

2023/10/12 21:00:33

## Price

9.865 USD

Difference ▲ 9.01% (0.82)

## General attributes

ISIN	JP3386380004
Symbol	3086
Exchange	FINRA other OTC Issues
Currency	USD
Sector	-
Security type	Stock
Market cap (m)	2,296 EUR
Benchmark	NIKKEI 225

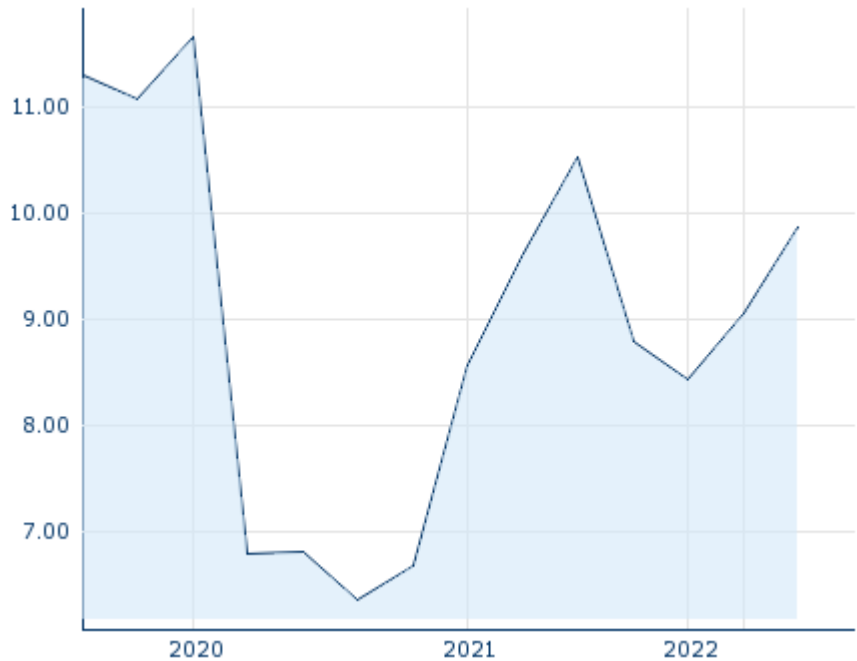
## Market data

Bid (Bid size)	-
Ask (Ask size)	-
Open	9.865 USD
High	9.865 USD
Low	9.865 USD
Close (prev. day)	9.05 USD
VWAP	9.865 USD
Volume (pcs)	1,200
Trading volume	11,838.00
Number of trades	2
Last size	600

## Performance and Risk

	6m	1y	3y
Perf (%)	-	-	-
Perf (abs.)	-	-	-
Beta	0.71	0.64	0.61
Volatility	-	-	28.83

5y



Information about previous performance does not guarantee future performance.  
Source: FactSet

## Price data

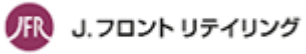
Ø price 5 days   Ø volume 5 days (pcs.)	- USD (-)
Ø price 30 days   Ø volume 30 days (pcs.)	- USD (-)
Ø price 100 days   Ø volume 100 days (pcs.)	- USD (5)
Ø price 250 days   Ø volume 250 days (pcs.)	9.865 USD (14)
YTD High   date	- USD (-)
YTD Low   date	- USD (-)
52 Weeks High   date	9.865 USD (2023/10/12)
52 Weeks Low   date	9.865 USD (2023/10/12)

## Arbitrage views

Exchange <span>⊕</span>	Date	Time	Price	Trading volume (mio.)	Number of trades
Tokyo Stock Exchange	2024/05/14	08:00	1,431.00 JPY	19.32	2,243
Stuttgart	2021/09/30	08:25	8.20 EUR	0.00	2
FINRA other OTC Issues	2023/10/12	21:00	9.865 USD	0.01	2

## Company profile

### Company Logo



### Company Profile

-

### Contact Details

J FRONT RETAILING CO LTD

--

6-10-1, Ginza, Chuo-ku - 104-0061 Tokyo

Telefon: -

Fax: -

E-mail: -