

CAC MID 60

ISIN: **QS0010989117** WKN: -

Overview

2024/10/18 18:05:02

Price

13,448.35 EURDifference  0.52% (69.66)

General attributes

ISIN QS0010989117

Symbol -

Country France

Instruments in index 59

Type of index -

Security type Index

Market data

Open 13,347.81 EUR

High 13,489.42 EUR

Low 13,347.81 EUR

Close (prev. day) 13,378.69 EUR

Trading volume (m) -

Volume (pcs) -

Top 5

Name 	Price	+ - (%) 	Trend 
FORVIA SE	7.962	+6.84 	
SOITEC S.A...	81.00	+5.61 	
VALNEVA SE	2.66	+4.31 	
EUROAPI SA...	3.34	+3.92 	
OPMOBILITY	8.61	+3.36 	

Intraday 1w 1m 6m 1y 3y

Flop 5

Name 	Price	+ - (%) 	Trend 
VIRBAC S.A...	345.50	-12.64 	
UBISOFT EN...	13.29	-2.74 	
NEXITY SA	13.02	-2.25 	
ICADE SA	24.86	-1.58 	
ERAMET S.A...	53.20	-1.21 	

Intraday 1w 1m 6m 1y 3y

5y



Information about previous performance does not guarantee future performance.

Source: FactSet

Recent research

on market

Date	Headline	Download
2024/10/17	 ECB cuts further	
2024/10/17	 EZB senkt weiter	
2024/10/17	 Week Ahead	
2024/10/17	 Wochenausblick	
2024/10/16	 Credit Markets Weekly	

Futures and Options

Related Futures -

Related Options -

Details

2024/10/18 18:05:02

Price

13,448.35 EUR

 Difference ▲ 0.52% (69.66)

General attributes

ISIN	QS0010989117
Symbol	-
Country	France
Security type	Index
Instruments in index	59

Market data

Open	13,347.81 EUR
High	13,489.42 EUR
Low	13,347.81 EUR
Close (prev. day)	13,378.69 EUR
Trading volume (m)	-
Volume (pcs)	-

Performance and Risk

	6m	1y	3y
Perf (%)	-7.79%	+4.70%	-11.54%
Perf (abs.)	-1,136.76	+603.14	-1,755.14
Beta	-	-	-
Volatility	17.54	20.82	19.22



Information about previous performance does not guarantee future performance.
Source: FactSet






Price data

Ø price 5 days Ø volume 5 days (pcs.)	13,392.20 EUR (0)
Ø price 30 days Ø volume 30 days (pcs.)	13,502.97 EUR (0)
Ø price 100 days Ø volume 100 days (pcs.)	13,706.14 EUR (0)
Ø price 250 days Ø volume 250 days (pcs.)	13,894.31 EUR (0)
YTD High date	15,246.01 EUR (2024/05/15)
YTD Low date	12,748.30 EUR (2024/08/05)
52 Weeks High date	15,246.01 EUR (2024/05/15)
52 Weeks Low date	12,247.37 EUR (2023/10/26)

Composition

Name  ISIN	Price	Diff %  Diff +/-	Performance 	Date Time	Turnover Pc.  Turnover Money 
AIR FRANCE-KLM SA FR001400J770	9.096	0.15% 0.01		24/10/18 17:35:20	1,036,178 9,384,235.00
ALTEN S.A. FR0000071946	91.15	1.28% 1.15	█	24/10/18 17:35:27	36,016 3,284,402.00
AMUNDI S.A. FR0004125920	70.70	0.50% 0.35		24/10/18 17:35:14	89,327 6,304,441.00
APERAM S.A. LU0569974404	25.92	1.25% 0.32	█	24/10/18 17:35:03	192,721 4,960,930.00
ARGAN FR0010481960	71.30	0.71% 0.50		24/10/18 17:35:16	7,698 548,579.00
ATOS SE FR0000051732	0.7364	0.19% 0.00		24/10/18 17:38:44	2,894,936 2,240,876.00
AYVENS EUR1.5 FR0013258662	6.42	1.10% 0.07	█	24/10/18 17:35:01	398,115 2,570,358.00
BENETEAU S.A. FR0000035164	10.10	2.12% 0.21	█	24/10/18 17:37:15	107,897 1,093,256.00
BOLLORÉ S.A. FR0000039299	5.91	0.34% 0.02		24/10/18 17:35:20	577,214 3,407,721.00
CARMILA SA FR0010828137	18.68	1.30% 0.24	█	24/10/18 17:35:16	67,414 1,257,613.00
CASINO GUICHARD-PERRACHON... FR001400OKR3	2.41	1.26% 0.03	█	24/10/18 17:35:13	87,523 210,831.00
CLARIANE SE FR0010386334	1.609	2.81% 0.04	█	24/10/18 17:35:01	535,058 847,523.00
COFACE S.A. FR0010667147	15.21	-0.33% -0.05		24/10/18 17:35:14	91,633 1,396,465.00
COVIVIO SA FR0000064578	54.60	-1.00% -0.55		24/10/18 17:35:20	129,992 7,087,226.00
DASSAULT AVIATION S.A. FR0014004L86	191.90	0.10% 0.20		24/10/18 17:35:07	25,348 4,857,528.00
DERICHEBOURG SA FR0000053381	5.265	2.83% 0.14	█	24/10/18 17:35:03	139,681 475,861.00
ELIOR GROUP SA FR0011950732	3.854	1.74% 0.07	█	24/10/18 17:35:11	1,536,640 5,883,955.00
ELIS S.A. FR0012435121	21.48	1.99% 0.42	█	24/10/18 17:35:12	647,254 13,880,635.00
EMEIS FR001400NLM4	5.35	0.51% 0.03		24/10/18 17:35:07	189,412 1,024,093.00
ERAMET S.A. FR0000131757	53.20	-1.21% -0.65		24/10/18 17:35:13	110,138 5,882,751.00
ESSO S.A.F. FR0000120669	115.60	-1.03% -1.20		24/10/18 17:35:19	7,033 779,110.00
EURAZEO SE FR0000121121	74.70	0.88% 0.65		24/10/18 17:35:14	102,244 7,626,042.00
EUROAPI SAS FR0014008VX5	3.34	3.92% 0.13	█	24/10/18 17:35:21	157,429 514,073.00
EUTELSAT COMMUNICATIONS FR0010221234	3.824	1.86% 0.07	█	24/10/18 17:35:04	104,340 396,405.00
FORVIA SE FR0000121147	7.962	6.84% 0.51	█	24/10/18 17:39:15	2,095,145 16,431,365.00

ICADE SA FR0000035081	24.86	-1.58% -0.40		24/10/18 17:36:21	191,223 4,766,879.00
ID LOGISTICS GROUP FR0010929125	389.00	0.13% 0.50		24/10/18 17:35:02	5,284 2,058,049.00
IMERYS S.A. FR0000120859	29.36	1.24% 0.36	█	24/10/18 17:36:09	34,501 1,015,265.00
INTERPARFUMS SA FR0004024222	41.75	2.08% 0.85	█	24/10/18 17:39:42	60,397 2,505,602.00
IPSEN S.A. FR0010259150	115.90	-0.77% -0.90		24/10/18 17:35:01	41,370 4,799,376.00
IPSOS S.A. FR0000073298	47.80	1.83% 0.86	█	24/10/18 17:35:19	43,355 2,067,802.00
JCDECAUX SA FR0000077919	18.70	-0.05% -0.01		24/10/18 17:35:06	89,847 1,690,570.00
LA FRANCAISE DES JEUX SA FR0013451333	36.82	1.27% 0.46	█	24/10/18 17:39:07	179,600 5,922,631.00
MERCIALYS SA FR0010241638	11.94	0.34% 0.04		24/10/18 17:35:29	90,539 1,079,372.00
MERSEN S.A. FR0000039620	24.70	0.61% 0.15	█	24/10/18 17:35:06	27,750 689,133.00
METROPOLE TELEVISION M6 FR0000053225	12.26	-0.16% -0.02		24/10/18 17:35:24	42,293 521,414.00
NEOEN S.A. FR0011675362	39.33	-0.03% -0.01		24/10/18 17:35:26	427,913 16,829,619.00
NEXITY SA FR0010112524	13.02	-2.25% -0.30		24/10/18 17:35:50	185,678 2,444,364.00
OPMOBILITY FR0000124570	8.61	3.36% 0.28	█	24/10/18 17:38:26	119,808 1,029,341.00
PLUXEE NV EUR0.01 NL0015001W49	17.496	1.02% 0.18	█	24/10/18 17:38:08	85,214 1,491,748.00
RUBIS SCA FR0013269123	25.00	0.64% 0.16	█	24/10/18 17:35:22	212,053 5,314,596.00
RÉMY COINTREAU SA FR0000130395	61.20	1.49% 0.90	█	24/10/18 17:35:14	126,725 7,831,060.00
SEB S.A. FR0000121709	98.30	0.31% 0.30		24/10/18 17:35:07	30,226 2,969,448.00
SES S.A. LU0088087324	3.85	-0.36% -0.01		24/10/18 17:35:00	553,369 2,137,557.00
SOCIETE BIC S.A. FR0000120966	59.40	0.00% 0.00		24/10/18 17:38:55	21,704 1,287,538.00
SOITEC S.A. FR0013227113	81.00	5.61% 4.30	█	24/10/18 17:36:50	143,029 11,474,311.00
SOPRA STERIA GROUP S.A. FR0000050809	185.00	1.09% 2.00	█	24/10/18 17:35:28	55,066 10,165,289.00
TECHNIP ENERGIES BV NL0014559478	20.56	-0.58% -0.12		24/10/18 17:36:18	189,295 3,907,344.00
TRIGANO S.A. FR0005691656	121.60	2.18% 2.60	█	24/10/18 17:35:04	29,409 3,589,342.00
TÉLÉVISION FSE 1 S.A. FR0000054900	8.005	-0.62% -0.05		24/10/18 17:35:05	45,670 366,646.00
UBISOFT ENTERTAINMENT S.A... FR0000054470	13.29	-2.74% -0.38		24/10/18 17:38:13	545,041 7,346,744.00
VALLOUREC SA FR0013506730	14.00	0.00% 0.00		24/10/18 17:35:23	303,097 4,260,496.00
VALNEVA SE	2.66	4.31%	█	24/10/18	804,669

FR0004056851		0.11		17:36:27	2,113,154.00
VERALLIA EUR3.38	25.50	3.24%		24/10/18	236,315
FR0013447729		0.80		17:39:09	5,954,293.00
VICAT S.A.	36.00	1.27%		24/10/18	40,789
FR0000031775		0.45		17:35:05	1,470,390.00
VIRBAC S.A.	345.50	-12.64%		24/10/18	26,108
FR0000031577		-50.00		17:36:40	8,304,843.00
VUSIONGROUP	141.00	2.55%		24/10/18	8,073
FR0010282822		3.50		17:35:07	1,131,448.00
WENDEL S.A.	94.20	0.11%		24/10/18	20,500
FR0000121204		0.10		17:35:21	1,930,796.00
ÉTS MAUREL ET PROM S.A.	5.075	-1.17%		24/10/18	102,115
FR0000051070		-0.06		17:35:15	521,449.00