

CAC MID 60

ISIN: **QS0010989117** WKN: -

Overview

2024/07/18 18:05:02

Price

14,009.22 EURDifference  0.61% (85.18)

General attributes

ISIN QS0010989117

Symbol -

Country France

Instruments in index 60

Type of index -

Security type Index

Market data

Open 14,004.29 EUR

High 14,093.11 EUR

Low 13,942.69 EUR

Close (prev. day) 13,924.04 EUR

Trading volume (m) -

Volume (pcs) -

Top 5

Name 	Price	+ - (%) 	Trend 
DERICHEBOU...	4.888	+7.19	
CASINO GUI...	3.983	+6.14	
ATOS SE	1.32	+5.43	
ÉTS MAUREL...	6.37	+3.75	
EUTELSAT C...	4.63	+3.39	

Intraday 1w 1m 6m 1y 3y

Flop 5

Name 	Price	+ - (%) 	Trend 
ERAMET S.A...	97.75	-3.03	
MERSEN S.A...	33.60	-2.61	
PLUXEE NV ...	23.14	-2.09	
ICADE SA	21.38	-1.20	
APERAM S.A...	24.94	-1.03	

Intraday 1w 1m 6m 1y 3y

5y



Information about previous performance does not guarantee future performance.

Source: FactSet

Recent research

on market

Date	Headline	Download
2024/07/18	 Data confirms ECB expectations	
2024/07/18	 Daten bestätigen Erwartungen der EZB	
2024/07/17	 Credit Markets Weekly	
2024/07/17	 Credit Markets Weekly (DE)	
2024/07/15	 EZB wartet weitere Daten ab	

Futures and Options

Related Futures -

Related Options -

Details

2024/07/18 18:05:02

Price

14,009.22 EURDifference  0.61% (85.18)

General attributes

ISIN QS0010989117

Symbol -

Country France

Security type Index

Instruments in index 60

Market data

Open 14,004.29 EUR

High 14,093.11 EUR

Low 13,942.69 EUR

Close (prev. day) 13,924.04 EUR

Trading volume (m) -

Volume (pcs) -

Performance and Risk

	6m	1y	3y
Perf (%)	+3.62%	-2.06%	-6.03%
Perf (abs.)	+490.01	-294.74	-898.76
Beta	-	-	-
Volatility	14.35	19.83	18.77



Information about previous performance does not guarantee future performance.










Source: FactSet

Price data

Ø price 5 days Ø volume 5 days (pcs.)	13,955.98 EUR (0)
Ø price 30 days Ø volume 30 days (pcs.)	13,909.85 EUR (0)
Ø price 100 days Ø volume 100 days (pcs.)	14,435.03 EUR (0)
Ø price 250 days Ø volume 250 days (pcs.)	13,917.74 EUR (0)
YTD High date	15,246.01 EUR (2024/05/15)
YTD Low date	13,351.01 EUR (2024/06/28)
52 Weeks High date	15,246.01 EUR (2024/05/15)
52 Weeks Low date	12,247.37 EUR (2023/10/26)

Composition

Name  ISIN	Price	Diff %  Diff +/-	Performance 	Date Time	Turnover Pc.  Turnover Money 
ALTEN S.A. FR0000071946	109.10	1.11% 1.20		24/07/18 17:36:20	28,869 3,156,965.00
AMUNDI S.A. FR0004125920	66.85	1.75% 1.15		24/07/18 17:37:37	94,351 6,306,111.00
APERAM S.A. LU0569974404	24.94	-1.03% -0.26		24/07/18 17:35:28	192,984 4,842,686.00
ARGAN FR0010481960	79.10	1.41% 1.10		24/07/18 17:36:20	5,370 423,133.00
ATOS SE FR0000051732	1.32	5.43% 0.07		24/07/18 17:37:10	6,289,107 8,158,746.00
AYVENS EUR1.5 FR0013258662	6.14	0.99% 0.06		24/07/18 17:35:09	397,744 2,402,895.00
AÉROPORTS DE PARIS S.A. FR0010340141	120.70	0.25% 0.30		24/07/18 17:36:20	63,673 7,652,636.00
BENETEAU S.A. FR0000035164	10.36	-0.96% -0.10		24/07/18 17:39:21	63,138 649,965.00
BOLLORÉ S.A. FR0000039299	5.94	0.17% 0.01		24/07/18 17:35:23	454,936 2,701,915.00
CARMILA SA FR0010828137	16.62	0.24% 0.04		24/07/18 17:35:07	9,625 159,917.00
CASINO GUICHARD-PERRACHON... FR001400OKR3	3.983	6.14% 0.23		24/07/18 17:35:17	273,752 1,070,145.00
COFACE S.A. FR0010667147	13.88	0.22% 0.03		24/07/18 17:35:26	132,480 1,841,452.00
COVIVIO SA FR0000064578	46.18	0.43% 0.20		24/07/18 17:36:20	63,674 2,938,210.00
DASSAULT AVIATION S.A. FR0014004L86	168.10	0.42% 0.70		24/07/18 17:35:01	38,627 6,502,468.00
DERICHEBOURG SA FR0000053381	4.888	7.19% 0.33		24/07/18 17:36:35	327,468 1,574,801.00
ELIOR GROUP SA FR0011950732	3.064	1.59% 0.05		24/07/18 17:35:10	257,861 786,580.00
ELIS S.A. FR0012435121	20.68	0.88% 0.18		24/07/18 17:35:10	195,234 4,040,022.00
EMEIS FR001400NLM4	13.252	1.95% 0.25		24/07/18 17:35:30	283,112 3,718,659.00
ERAMET S.A. FR0000131757	97.75	-3.03% -3.05		24/07/18 17:38:11	56,131 5,550,698.00
ESSO S.A.F. FR0000120669	178.40	0.11% 0.20		24/07/18 17:35:10	26,291 4,654,766.00
EURAZEO SE FR0000121121	77.55	1.70% 1.30		24/07/18 17:35:12	74,155 5,746,678.00
EUROAPI SAS FR0014008VX5	3.006	1.90% 0.06		24/07/18 17:35:14	125,105 372,937.00
EUTELSAT COMMUNICATIONS FR0010221234	4.63	3.39% 0.15		24/07/18 17:35:23	191,510 876,517.00
ICADE SA FR0000035081	21.38	-1.20% -0.26		24/07/18 17:35:24	57,016 1,228,006.00
ID LOGISTICS GROUP FR0010929125	406.50	0.49% 2.00		24/07/18 17:35:19	1,771 718,785.00

IMERYS S.A. FR0000120859	33.56	0.66% 0.22		24/07/18 17:35:17	51,875 1,745,538.00
INTERPARFUMS SA FR0004024222	38.45	0.79% 0.30		24/07/18 17:35:26	20,883 805,209.00
IPSEN S.A. FR0010259150	110.60	-0.54% -0.60		24/07/18 17:36:20	74,686 8,275,470.00
IPSOS S.A. FR0000073298	62.60	1.95% 1.20		24/07/18 17:35:28	64,346 3,998,674.00
JCDECAUX SA FR0000077919	20.34	-0.10% -0.02		24/07/18 17:35:23	80,302 1,639,129.00
LA FRANCAISE DES JEUX SA FR0013451333	33.42	0.00% 0.00		24/07/18 17:35:05	171,421 5,730,091.00
LECTRA S.A. FR0000065484	28.90	-1.03% -0.30		24/07/18 17:35:12	8,497 245,973.00
MERCIALYS SA FR0010241638	10.82	-0.55% -0.06		24/07/18 17:35:00	104,184 1,127,181.00
MERSEN S.A. FR0000039620	33.60	-2.61% -0.90		24/07/18 17:35:05	47,083 1,128,140.00
METROPOLE TELEVISION M6 FR0000053225	13.00	0.62% 0.08		24/07/18 17:35:28	45,070 586,918.00
NEOEN S.A. FR0011675362	38.30	0.05% 0.02		24/07/18 17:35:07	322,035 10,404,199.00
NEXANS S.A. FR0000044448	103.70	-0.38% -0.40		24/07/18 17:35:06	122,791 12,281,330.00
NEXITY SA FR0010112524	9.505	0.53% 0.05		24/07/18 17:38:52	89,254 848,870.00
OPMOBILITY FR0000124570	9.265	2.94% 0.27		24/07/18 17:36:04	166,555 1,531,690.00
PLUXEE NV EUR0.01 NL0015001W49	23.14	-2.09% -0.50		24/07/18 17:35:28	203,434 4,739,377.00
RUBIS SCA FR0013269123	28.34	1.07% 0.30		24/07/18 17:36:20	88,940 2,517,544.00
RÉMY COINTREAU SA FR0000130395	75.15	-0.33% -0.25		24/07/18 17:35:22	85,110 6,411,269.00
SEB S.A. FR0000121709	102.00	0.10% 0.10		24/07/18 17:35:15	61,924 6,281,782.00
SES S.A. LU0088087324	4.968	0.40% 0.02		24/07/18 17:35:23	370,624 1,840,438.00
SOCIETE BIC S.A. FR0000120966	58.10	-0.17% -0.10		24/07/18 17:35:03	33,347 1,944,494.00
SOITEC S.A. FR0013227113	117.20	0.09% 0.10		24/07/18 17:36:20	76,249 8,871,854.00
SOPRA STERIA GROUP S.A. FR0000050809	189.10	0.05% 0.10		24/07/18 17:35:24	28,975 5,494,938.00
TECHNIP ENERGIES BV NL0014559478	23.98	2.39% 0.56		24/07/18 17:35:01	212,553 5,092,360.00
TRIGANO S.A. FR0005691656	111.00	-0.18% -0.20		24/07/18 17:35:29	23,446 2,607,973.00
TÉLÉVISION FSE 1 S.A. FR0000054900	8.375	1.39% 0.12		24/07/18 17:35:25	83,158 699,821.00
UBISOFT ENTERTAINMENT S.A... FR0000054470	22.54	0.27% 0.06		24/07/18 17:35:27	387,392 8,766,923.00
VALLOUREC SA FR0013506730	15.135	1.37% 0.21		24/07/18 17:35:16	320,171 4,838,758.00
VALNEVA SE	3.486	0.46%		24/07/18	391,352

FR0004056851		0.02		17:35:28	1,366,679.00
VERALLIA EUR3.38	27.94	1.60%	■	24/07/18	195,882
FR0013447729		0.44		17:37:56	5,431,423.00
VICAT S.A.	35.85	1.27%	■	24/07/18	13,230
FR0000031775		0.45		17:35:00	474,130.00
VIRBAC S.A.	350.00	0.14%		24/07/18	1,696
FR0000031577		0.50		17:35:27	595,297.00
VIRIDIEN	0.5318	1.68%	■	24/07/18	3,784,757
FR0013181864		0.01		17:36:55	2,013,161.00
VUSIONGROUP	140.90	2.25%	■	24/07/18	12,332
FR0010282822		3.10		17:35:06	1,742,267.00
WENDEL S.A.	85.65	1.54%	■	24/07/18	39,167
FR0000121204		1.30		17:35:25	3,357,235.00
ÉTS MAUREL ET PROM S.A.	6.37	3.75%	■	24/07/18	192,839
FR0000051070		0.23		17:35:39	1,226,038.00