

CAC MID 60

ISIN: **QS0010989117** WKN: -

Overview

2024/05/17 18:05:02

Price

15,114.16 EURDifference  -0.07% (-9.88)

General attributes

ISIN QS0010989117

Symbol -

Country France

Instruments in index 60

Type of index -

Security type Index

Top 5

Name 	Price	+ - (%) 	Trend 
UBISOFT EN...	21.29	+5.45	
ÉTS MAUREL...	6.695	+3.40	
SPIE S.A.	37.00	+2.72	
VICAT S.A.	37.20	+2.48	
JCDECAUX S...	21.56	+2.47	

Intraday **1w** 1m 6m 1y 3y

FloP 5

Name 	Price	+ - (%) 	Trend 
SOLUTIONS ...	2.164	-4.33	
BENETEAU S...	13.58	-3.55	
EURAZEO SE	76.50	-3.53	
EMEIS	13.56	-3.00	
NEOEN S.A.	29.60	-2.76	

Intraday **1w** 1m 6m 1y 3y

5y

Information about previous performance does not guarantee future performance.
Source: FactSet

Recent research

on market

Date	Headline	Download
2024/05/17	 Wochenausblick	
2024/05/17	 Week Ahead	
2024/05/15	 Credit Markets Weekly	
2024/05/15	 Credit Markets Weekly (DE)	
2024/05/13	 Inflationsdruck der Dienstleister lässt nach!	

More information on countries & regions

➤ Markets by Region

Details

2024/05/17 18:05:02

Price

15,114.16 EUR

Difference

**-0.07%** (-9.88)

General attributes

ISIN QS0010989117

Symbol -

Country France

Security type Index

Instruments in index 60

Market data

Open 15,101.88 EUR

High 15,114.33 EUR

Low 15,012.77 EUR

Close (prev. day) 15,124.04 EUR

Trading volume (m) -

Volume (pcs) -

Performance and Risk

	6m	1y	3y
Perf (%)	+13.33%	+4.71%	+1.14%
Perf (abs.)	+1,777.73	+680.34	+170.44
Beta	-	-	-
Volatility	23.46	19.22	18.42



5y

Information about previous performance does not guarantee future performance.





Source: FactSet

Price data

Ø price 5 days Ø volume 5 days (pcs.)	15,114.25 EUR (0)
Ø price 30 days Ø volume 30 days (pcs.)	14,727.84 EUR (0)
Ø price 100 days Ø volume 100 days (pcs.)	14,254.59 EUR (0)
Ø price 250 days Ø volume 250 days (pcs.)	13,886.67 EUR (0)
YTD High date	15,246.01 EUR (2024/05/15)
YTD Low date	13,351.29 EUR (2024/01/17)
52 Weeks High date	15,246.01 EUR (2024/05/15)
52 Weeks Low date	12,247.37 EUR (2023/10/26)

Composition

Name ISIN	Price	Diff % Diff +/-	Performance	Date Time	Turnover Pc. Turnover Money
ALD EUR1.5 FR0013258662	7.175	-1.64% -0.12		24/05/17 17:35:06	257,539 1,850,076.00
ALTEN S.A. FR0000071946	124.70	-0.08% -0.10		24/05/17 17:35:10	34,839 4,332,882.00
AMUNDI S.A. FR0004125920	71.45	-0.07% -0.05		24/05/17 17:36:45	90,262 6,437,945.00
APERAM S.A. LU0569974404	26.98	-0.15% -0.04		24/05/17 17:35:10	156,749 4,227,698.00
ARGAN FR0010481960	77.60	-1.65% -1.30		24/05/17 17:35:01	8,959 696,954.00
ATOS SE FR0000051732	2.09	-1.55% -0.03		24/05/17 17:39:35	1,214,595 2,535,693.00
AÉROPORTS DE PARIS S.A. FR0010340141	126.90	-0.16% -0.20		24/05/17 17:36:00	59,977 7,613,213.00
BENETEAU S.A. FR0000035164	13.58	-3.55% -0.50		24/05/17 17:36:05	63,332 873,699.00
BOLLORÉ S.A. FR0000039299	6.165	0.08% 0.01		24/05/17 17:35:44	1,183,998 7,280,862.00
CARMILA SA FR0010828137	16.38	-0.73% -0.12		24/05/17 17:35:05	57,961 951,638.00
CGG S.A. FR0013181864	0.5596	-0.07% -0.00		24/05/17 17:36:54	11,785,098 6,770,256.00
COFACE S.A. FR0010667147	15.57	1.30% 0.20		24/05/17 17:35:17	438,562 6,794,236.00
COMPAGNIE PLASTIC OMNIUM ... FR0000124570	11.79	-1.01% -0.12		24/05/17 17:35:19	99,195 1,172,303.00
COVIVIO SA FR0000064578	49.80	-0.60% -0.30		24/05/17 17:35:05	84,903 4,226,897.00
DASSAULT AVIATION S.A. FR0014004L86	209.40	-0.95% -2.00		24/05/17 17:38:27	37,237 7,772,744.00
DERICHEBOURG SA FR0000053381	4.892	-1.13% -0.06		24/05/17 17:35:25	486,977 2,367,329.00
ELIOR GROUP SA FR0011950732	3.754	0.11% 0.00		24/05/17 17:37:52	1,949,011 7,299,005.00
ELIS S.A. FR0012435121	22.82	1.78% 0.40		24/05/17 17:35:12	231,167 5,251,074.00
EMEIS FR001400NLM4	13.56	-3.00% -0.42		24/05/17 17:35:15	346,881 4,729,845.00
ERAMET S.A. FR0000131757	101.30	0.60% 0.60		24/05/17 17:36:23	62,658 6,325,285.00
EURAZEO SE FR0000121121	76.50	-3.53% -2.80		24/05/17 17:35:10	225,817 17,343,237.00
EUROAPI SAS FR0014008VX5	3.254	1.24% 0.04		24/05/17 17:35:29	189,231 613,776.00
EUTELSAT COMMUNICATIONS FR0010221234	4.366	2.25% 0.10		24/05/17 17:36:12	202,215 871,220.00

GAZTRANSPORT ET TECHNIGAZ... FR0011726835	136.60	2.09% 2.80		24/05/17 17:35:05	97,939 13,325,492.00
ICADE SA FR0000035081	28.14	0.00% 0.00		24/05/17 17:35:24	76,884 2,157,706.00
ID LOGISTICS GROUP FR0010929125	377.00	-1.31% -5.00		24/05/17 17:35:22	3,543 1,347,917.00
IMERYS S.A. FR0000120859	35.44	0.28% 0.10		24/05/17 17:35:21	50,030 1,773,290.00
INTERPARFUMS SA FR0004024222	48.00	-1.44% -0.70		24/05/17 17:35:24	12,604 606,752.00
IPSEN S.A. FR0010259150	120.80	-0.49% -0.60		24/05/17 17:35:20	51,089 6,172,725.00
IPSOS S.A. FR0000073298	66.95	-0.07% -0.05		24/05/17 17:35:27	30,392 2,028,432.00