

## CAC MID 60

ISIN: **QS0010989117** WKN: -

## Overview

2024/05/03 12:47:15

Price

**14,575.52** EURDifference  0.75% (108.60)

## General attributes

ISIN QS0010989117

Symbol -

Country France

Instruments in index 60

Type of index -

Security type Index

## Market data

Open 14,513.52 EUR

High 14,592.06 EUR

Low 14,513.52 EUR

Close (prev. day) 14,466.92 EUR

Trading volume (m) -

Volume (pcs) -

## Top 5

Name 	Price	+ - (%) 	Trend 
ALD EUR1.5	7.13	+11.67 	
JCDECAUX S...	21.48	+9.20 	
ATOS SE	2.085	+3.22 	
ALTEN S.A.	113.70	+3.18 	
X-FAB SILI...	6.425	+2.72 	

Intraday 1w 1m 6m 1y 3y

## Flop 5

Name 	Price	+ - (%) 	Trend 
VUSIONGROU...	142.70	-4.68 	
APERAM S.A...	26.24	-3.60 	
SES S.A.	4.544	-3.15 	
NEXANS S.A...	99.50	-2.07 	
CGG S.A.	0.4006	-0.92 	

Intraday 1w 1m 6m 1y 3y



Information about previous performance does not guarantee future performance.

Source: FactSet

## Recent research

## on market

Date	Headline	Download 
2024/05/02	 FX markets reflect uncertain interest rate outlook	
2024/05/02	 FX-Märkte spiegeln unsicheres Zinsumfeld wider	
2024/04/30	 Credit Markets Weekly	
2024/04/30	 Credit Markets Weekly (DE)	
2024/04/29	 Wie reagiert die Fed auf die jüngsten Daten?	

**Futures and Options**

**Related Futures** -

**Related Options** -

## Details

2024/05/03 12:47:15

Price

**14,575.52** EURDifference  0.75% (108.60)

## General attributes

ISIN QS0010989117

Symbol -

Country France

Security type Index

Instruments in index 60

## Market data

Open 14,513.52 EUR

High 14,592.06 EUR

Low 14,513.52 EUR

Close (prev. day) 14,466.92 EUR

Trading volume (m) -

Volume (pcs) -

## Performance and Risk

	6m	1y	3y
Perf (%)	+12.17%	+0.43%	-2.19%
Perf (abs.)	+1,569.73	+62.51	-323.29
Beta	-	-	-
Volatility	23.88	19.22	18.45



















Information about previous performance does not guarantee future performance.  
Source: FactSet

## Price data

Ø price 5 days   Ø volume 5 days (pcs.)	14,472.10 EUR (0)
Ø price 30 days   Ø volume 30 days (pcs.)	14,586.03 EUR (0)
Ø price 100 days   Ø volume 100 days (pcs.)	14,076.17 EUR (0)
Ø price 250 days   Ø volume 250 days (pcs.)	13,861.41 EUR (0)
YTD High   date	14,935.07 EUR (2024/04/09)
YTD Low   date	13,351.29 EUR (2024/01/17)
52 Weeks High   date	15,130.45 EUR (2023/11/29)
52 Weeks Low   date	12,247.37 EUR (2023/10/26)

## Composition

Name  ISIN	Price	Diff %  Diff +/-	Performance 	Date Time	Turnover Pc.  Turnover Money 
ALD EUR1.5 FR0013258662	7.13	11.67% 0.75		24/05/03 12:47:14	2,475,491 17,330,757.00
ALTEN S.A. FR0000071946	113.70	3.18% 3.50		24/05/03 12:40:59	22,507 2,540,338.00
AMUNDI S.A. FR0004125920	67.55	1.35% 0.90		24/05/03 12:41:55	24,789 1,670,481.00
APERAM S.A. LU0569974404	26.24	-3.60% -0.98		24/05/03 12:47:12	148,857 3,931,422.00
ARGAN FR0010481960	75.40	0.53% 0.40		24/05/03 12:34:11	10,614 798,855.00
ATOS SE FR0000051732	2.085	3.22% 0.07		24/05/03 12:47:17	1,224,463 2,603,150.00
AÉROPORTS DE PARIS S.A. FR0010340141	123.40	1.73% 2.10		24/05/03 12:46:29	10,606 1,300,350.00
BENETEAU S.A. FR0000035164	12.54	0.64% 0.08		24/05/03 12:46:49	16,358 204,290.00
BOLLORÉ S.A. FR0000039299	6.14	0.99% 0.06		24/05/03 12:40:08	63,386 388,699.00
CARMILA SA FR0010828137	15.96	0.13% 0.02		24/05/03 12:24:25	13,654 219,030.00
CGG S.A. FR0013181864	0.4006	-0.92% -0.00		24/05/03 12:45:19	1,018,815 409,609.00
COFACE S.A. FR0010667147	14.55	0.41% 0.06		24/05/03 12:45:02	36,238 527,473.00
COMPAGNIE PLASTIC OMNIUM ... FR0000124570	11.52	0.79% 0.09		24/05/03 12:45:39	26,572 306,022.00
COVIVIO SA FR0000064578	47.54	0.76% 0.36		24/05/03 12:42:39	16,593 790,424.00
DASSAULT AVIATION S.A. FR0014004L86	201.60	0.70% 1.40		24/05/03 12:46:44	3,130 629,883.00
DERICHEBOURG SA FR0000053381	4.222	-0.09% -0.00		24/05/03 12:45:14	47,467 201,281.00
ELIOR GROUP SA FR0011950732	2.65	1.07% 0.03		24/05/03 12:43:27	282,867 753,657.00
ELIS S.A. FR0012435121	21.44	1.52% 0.32		24/05/03 12:25:16	41,498 884,308.00
EMEIS FR001400NLM4	13.518	1.32% 0.18		24/05/03 12:45:57	114,261 1,541,362.00
ERAMET S.A. FR0000131757	92.30	0.38% 0.35		24/05/03 12:45:11	14,476 1,327,483.00
EURAZEO SE FR0000121121	85.90	0.88% 0.75		24/05/03 12:31:02	12,300 1,056,093.00
EUROAPI SAS FR0014008VX5	2.882	0.56% 0.02		24/05/03 12:29:29	32,980 96,085.00
EUTELSAT COMMUNICATIONS FR0010221234	3.78	0.11% 0.00		24/05/03 12:38:41	73,218 276,536.00
GAZTRANSPORT ET TECHNIGAZ... FR0011726835	132.30	0.30% 0.40		24/05/03 12:46:40	14,372 1,900,082.00
ICADE SA FR0000035081	25.86	0.31% 0.08		24/05/03 12:45:24	28,992 750,391.00

ID LOGISTICS GROUP FR0010929125	341.00	0.29% 1.00		24/05/03 12:22:10	343 116,850.00
IMERYS S.A. FR0000120859	34.26	0.47% 0.16		24/05/03 12:45:30	45,769 1,564,919.00
INTERPARFUMS SA FR0004024222	47.90	2.68% 1.25		24/05/03 12:45:35	6,421 304,183.00
IPSEN S.A. FR0010259150	115.20	0.09% 0.10		24/05/03 12:35:47	4,221 486,497.00
IPSOS S.A. FR0000073298	63.45	-0.08% -0.05		24/05/03 12:39:52	13,159 837,228.00
JCDECAUX SA FR0000077919	21.48	9.20% 1.81		24/05/03 12:45:18	216,641 4,634,151.00
LA FRANCAISE DES JEUX SA FR0013451333	33.88	1.07% 0.36		24/05/03 12:45:21	58,668 1,983,209.00
LECTRA S.A. FR0000065484	33.10	0.91% 0.30		24/05/03 11:42:08	827 27,201.00
MERCIALYS SA FR0010241638	10.45	0.67% 0.07		24/05/03 12:35:32	34,995 364,806.00
MERSEN S.A. FR0000039620	35.20	0.72% 0.25		24/05/03 12:43:59	2,679 94,282.00
METROPOLE TELEVISION M6 FR0000053225	13.40	0.30% 0.04		24/05/03 12:24:10	18,347 246,309.00
NEOEN S.A. FR0011675362	29.10	1.96% 0.56		24/05/03 12:46:49	47,189 1,356,965.00
NEXANS S.A. FR0000044448	99.50	-2.07% -2.10		24/05/03 12:45:09	32,262 3,212,744.00
NEXITY SA FR0010112524	10.79	1.60% 0.17		24/05/03 12:43:35	97,458 1,052,909.00
RUBIS SCA FR0013269123	32.24	0.37% 0.12		24/05/03 12:44:02	35,552 1,148,049.00
RÉMY COINTREAU SA FR0000130395	89.95	1.41% 1.25		24/05/03 12:45:45	10,809 970,093.00
SEB S.A. FR0000121709	111.40	0.54% 0.60		24/05/03 12:44:06	5,394 599,924.00
SES S.A. LU0088087324	4.544	-3.15% -0.15		24/05/03 12:46:16	445,582 2,065,063.00
SOCIETE BIC S.A. FR0000120966	65.30	0.93% 0.60		24/05/03 12:30:58	1,194 77,736.00
SOLUTIONS 30 SE FR0013379484	1.935	1.84% 0.04		24/05/03 12:47:03	259,334 502,262.00
SOPRA STERIA GROUP S.A. FR0000050809	211.60	2.12% 4.40		24/05/03 12:46:08	7,519 1,581,282.00
SPIE S.A. FR0012757854	34.68	0.70% 0.24		24/05/03 12:41:32	11,118 385,056.00
TECHNIP ENERGIES BV NL0014559478	22.06	1.29% 0.28		24/05/03 12:40:53	85,571 1,882,286.00
TRIGANO S.A. FR0005691656	146.40	1.10% 1.60		24/05/03 12:45:51	3,938 576,051.00
TÉLÉVISION FSE 1 S.A. FR0000054900	8.595	0.53% 0.05		24/05/03 12:42:42	76,495 653,549.00
UBISOFT ENTERTAINMENT S.A... FR0000054470	22.43	0.99% 0.22		24/05/03 12:45:47	46,305 1,038,305.00
VALLOUREC SA FR0013506730	16.02	-0.50% -0.08		24/05/03 12:46:59	179,148 2,876,914.00
VALNEVA SE	3.456	2.25%		24/05/03	162,933

FR0004056851		0.08		12:46:53	558,955.00
VERALLIA EUR3.38	36.58	1.05%	█	24/05/03	10,425
FR0013447729		0.38		12:34:37	379,798.00
VICAT S.A.	34.65	-0.43%		24/05/03	5,596
FR0000031775		-0.15		12:36:08	194,415.00
VIRBAC S.A.	350.50	0.72%	█	24/05/03	779
FR0000031577		2.50		12:23:33	271,148.00
VUSIONGROUP	142.70	-4.68%		24/05/03	25,607
FR0010282822		-7.00		12:40:42	3,107,958.00
WENDEL S.A.	96.50	1.42%	█	24/05/03	5,933
FR0000121204		1.35		12:43:48	570,115.00
X-FAB SILICON FOUNDRIES S...	6.425	2.72%	█	24/05/03	80,744
BE0974310428		0.17		12:45:13	512,871.00
ÉTS MAUREL ET PROM S.A.	6.02	2.64%	█	24/05/03	68,258
FR0000051070		0.16		12:45:27	409,833.00