

## CAC MID 60

ISIN: **QS0010989117** WKN: -

## Overview

2024/05/06 17:53:00

Price

**14,715.31** EURDifference  0.89% (129.88)

## General attributes

ISIN QS0010989117

Symbol -

Country France

Instruments in index 60

Type of index -

Security type Index

## Top 5

Name	Price	+ - (%)	Trend
ÉTS MAUREL...	6.45	+7.32	
EMEIS	13.98	+4.88	
VUSIONGROU...	151.40	+4.78	
SOLUTIONS ...	2.062	+4.14	
MERSEN S.A...	36.90	+4.09	

Intraday 1w 1m 6m 1y 3y

## Flo 5






Name	Price	+ - (%)	Trend
ATOS SE	2.077	-4.42	
EUTELSAT C...	3.716	-3.83	
NEXITY SA	10.90	-1.54	
UBISOFT EN...	21.64	-1.50	
METROPOLE ...	13.08	-1.36	

Intraday 1w 1m 6m 1y 3y



Information about previous performance does not guarantee future performance.  
Source: FactSet

## Recent research

on market		
Date	Headline	Download
2024/05/06	 Anzeichen für eine wirtschaftliche Wende?	
2024/05/03	 Week Ahead	
2024/05/03	 Wochenausblick	
2024/05/02	 FX markets reflect uncertain interest rate outlook	
2024/05/02	 FX-Märkte spiegeln unsicheres Zinsumfeld wider	

**More information on countries & regions**

**➤ Markets by Region**

## Details

2024/05/06 17:53:00

Price

**14,715.31** EURDifference  0.89% (129.88)

## General attributes

ISIN QS0010989117

Symbol -

Country France

Security type Index

Instruments in index 60

## Market data

Open 14,638.13 EUR

High 14,737.32 EUR

Low 14,635.49 EUR

Close (prev. day) 14,585.43 EUR

Trading volume (m) -

Volume (pcs) -

## Performance and Risk

	6m	1y	3y
Perf (%)	+12.01%	+1.07%	-1.95%
Perf (abs.)	+1,563.55	+154.98	-289.36
Beta	-	-	-
Volatility	23.87	19.21	18.45



Information about previous performance does not guarantee future performance.

Source: FactSet

## Price data

Ø price 5 days   Ø volume 5 days (pcs.)	14,506.52 EUR (0)
Ø price 30 days   Ø volume 30 days (pcs.)	14,598.48 EUR (0)
Ø price 100 days   Ø volume 100 days (pcs.)	14,091.10 EUR (0)
Ø price 250 days   Ø volume 250 days (pcs.)	13,862.06 EUR (0)
YTD High   date	14,935.07 EUR (2024/04/09)
YTD Low   date	13,351.29 EUR (2024/01/17)
52 Weeks High   date	15,130.45 EUR (2023/11/29)
52 Weeks Low   date	12,247.37 EUR (2023/10/26)

## Composition

Name ISIN	Price	Diff % Diff +/-	Performance	Date Time	Turnover Pc. Turnover Money
ALD EUR1.5 FR0013258662	6.925	1.17% 0.08		24/05/06 17:35:22	419,460 2,913,183.00
ALTEN S.A. FR0000071946	118.30	3.59% 4.10		24/05/06 17:38:39	47,575 5,588,630.00
AMUNDI S.A. FR0004125920	68.40	0.59% 0.40		24/05/06 17:35:10	120,389 8,231,953.00
APERAM S.A. LU0569974404	26.28	1.15% 0.30		24/05/06 17:35:09	284,231 7,499,514.00
ARGAN FR0010481960	77.60	1.44% 1.10		24/05/06 17:35:28	15,015 1,163,843.00
ATOS SE FR0000051732	2.077	-4.42% -0.10		24/05/06 17:35:00	5,363,788 11,690,894.00
AÉROPORTS DE PARIS S.A. FR0010340141	122.10	0.58% 0.70		24/05/06 17:35:01	65,128 7,949,975.00
BENETEAU S.A. FR0000035164	12.60	2.44% 0.30		24/05/06 17:35:16	111,383 1,394,763.00
BOLLORÉ S.A. FR0000039299	6.095	-0.81% -0.05		24/05/06 17:38:40	455,046 2,778,218.00
CARMILA SA FR0010828137	16.46	3.00% 0.48		24/05/06 17:35:26	89,655 1,469,149.00
CGG S.A. FR0013181864	0.406	2.14% 0.01		24/05/06 17:35:23	2,529,926 1,018,244.00
COFACE S.A. FR0010667147	14.70	1.31% 0.19		24/05/06 17:35:13	142,702 2,087,397.00
COMPAGNIE PLASTIC OMNIUM ... FR0000124570	11.59	1.67% 0.19		24/05/06 17:35:17	75,993 880,263.00
COVIVIO SA FR0000064578	48.00	-0.04% -0.02		24/05/06 17:35:00	105,924 5,084,580.00
DASSAULT AVIATION S.A. FR0014004L86	204.80	1.49% 3.00		24/05/06 17:35:12	27,275 5,566,710.00
DERICHEBOURG SA FR0000053381	4.286	0.33% 0.01		24/05/06 17:35:22	200,005 863,829.00
ELIOR GROUP SA FR0011950732	2.704	3.05% 0.08		24/05/06 17:35:27	592,546 1,594,318.00
ELIS S.A. FR0012435121	21.68	0.74% 0.16		24/05/06 17:35:25	109,376 2,366,595.00
EMEIS FR001400NLM4	13.98	4.88% 0.65		24/05/06 17:35:05	469,342 6,497,889.00
ERAMET S.A. FR0000131757	94.50	2.00% 1.85		24/05/06 17:36:41	51,967 4,894,330.00
EURAZEO SE FR0000121121	85.85	0.41% 0.35		24/05/06 17:35:03	53,875 4,618,016.00
EUROAPI SAS FR0014008VX5	2.93	1.31% 0.04		24/05/06 17:35:20	191,062 556,919.00
EUTELSAT COMMUNICATIONS FR0010221234	3.716	-3.83% -0.15		24/05/06 17:35:08	179,818 677,563.00

GAZTRANSPORT ET TECHNIGAZ... FR0011726835	133.30	0.76% 1.00		24/05/06 17:35:02	33,150 4,433,772.00
ICADE SA FR0000035081	26.24	0.31% 0.08		24/05/06 17:37:49	115,350 3,036,487.00
ID LOGISTICS GROUP FR0010929125	345.00	0.44% 1.50		24/05/06 17:35:22	949 325,853.00
IMERYS S.A. FR0000120859	35.00	1.92% 0.66		24/05/06 17:35:39	139,468 4,863,781.00
INTERPARFUMS SA FR0004024222	47.25	-0.74% -0.35		24/05/06 17:35:01	17,218 817,286.00
IPSEN S.A. FR0010259150	114.60	0.09% 0.10		24/05/06 17:35:01	15,762 1,804,194.00
IPSOS S.A. FR0000073298	63.60	0.08% 0.05		24/05/06 17:38:14	25,174 1,600,742.00