

## COLOPLAST A/S SER. B

ISIN: **DK0060448595** WKN: -

## Overview

2024/07/11 18:21:18

Price  
116.45 EURDifference  -0.34% (-0.40)

## General attributes

ISIN	DK0060448595
Symbol	COLO B
Exchange	Stuttgart
Currency	EUR
Sector	Chemical / Pharmaceutical / Health
Security type	Stock
Market cap (m)	24,193 EUR
Benchmark	OMX COPENHAGEN 20

## Market data

Bid (Bid size)	- (0)
Ask (Ask size)	- (0)
Open	116.85 EUR
High	116.95 EUR
Low	116.35 EUR
Close (prev. day)	116.85 EUR
VWAP	-
Volume (pcs)	121
Trading volume	14,098.00
Number of trades	10
Last size	105

## Futures and Options






Related Futures	14
Related Options	-

5y



Information about previous performance does not guarantee future performance.  
Source: FactSet

## Recent research

on instrument		on sector	
Date		Headline	Download
2023/10/27		Global Equity Ratings	
2023/10/27		Aktienempfehlungen Global	
2023/09/29		Global Equity Ratings	
2023/09/29		Aktienempfehlungen Global	
2023/09/08		Global Equity Ratings	

## Details

2024/07/11 18:21:18

## Price

116.45 EUR

Difference  -0.34% (-0.40)

## General attributes

ISIN	DK0060448595
Symbol	COLO B
Exchange	Stuttgart
Currency	EUR
Sector	Chemical / Pharmaceutical / Health
Security type	Stock
Market cap (m)	24,193 EUR
Benchmark	OMX COPENHAGEN 20

## Market data

Bid (Bid size)	- (0)
Ask (Ask size)	- (0)
Open	116.85 EUR
High	116.95 EUR
Low	116.35 EUR
Close (prev. day)	116.85 EUR
VWAP	-
Volume (pcs)	121
Trading volume	14,098.00
Number of trades	10
Last size	105

## Performance and Risk

	6m	1y	3y
Perf (%)	+9.09%	+6.79%	-18.11%
Perf (abs.)	+9.70	+7.40	-25.75
Beta	0.33	0.34	0.62
Volatility	26.39	26.77	29.83

5y



Information about previous performance does not guarantee future performance.  
Source: FactSet

## Price data

Ø price 5 days   Ø volume 5 days (pcs.)	115.55 EUR (44)
Ø price 30 days   Ø volume 30 days (pcs.)	112.32 EUR (52)
Ø price 100 days   Ø volume 100 days (pcs.)	117.83 EUR (46)
Ø price 250 days   Ø volume 250 days (pcs.)	109.81 EUR (71)
YTD High   date	130.55 EUR (2024/03/12)
YTD Low   date	101.60 EUR (2024/01/05)
52 Weeks High   date	130.55 EUR (2024/03/12)
52 Weeks Low   date	92.86 EUR (2023/11/10)

## Arbitrage views

Exchange 	Date	Time	Price	Trading volume (mio.)	Number of trades
Xetra	2024/07/11	17:35	116.95 EUR	0.00	4
Vienna Stock Exchange	2024/07/11	17:32	117.10 EUR	0.00	5
Tradegate	2024/07/11	22:26	116.70 EUR	0.12	10
Stuttgart	2024/07/11	18:21	116.45 EUR	0.01	10

SIX Swiss Exchange	2020/ 04/09	17:36	111.00 CHF	0.00	1
Nasdaq Copenhagen	2024/ 07/11	17:20	872.60 DKK	180.94	2,013
Munich	2024/ 07/11	08:19	116.65 EUR	0.00	2
London Stock Exchange European Trade Reporting	2024/ 07/11	16:55	881.00 DKK	4.45	4
Hanover	2024/ 07/11	08:00	116.65 EUR	0.00	3
Frankfurt	2024/ 07/11	08:21	116.65 EUR	0.01	1
FINRA other OTC Issues	2024/ 07/10	19:32	127.832 USD	0.00	1
Duesseldorf	2024/ 07/11	19:30	116.20 EUR	0.00	6
Berlin	2024/ 07/11	21:52	117.05 EUR	0.00	18

## Company profile

### Company Logo



### Contact Details

COLOPLAST A/S

--

Holtedam 1-3 - 3050 Humlebaek

Telefon: +45-49-11-11-11

Fax: +

E-mail: -

### Company Profile

-

#### Members of Management Board

Kristian Villumsen Chairman of Managing Board

Allan Rasmussen Member of Executive Committee

Anders Lonning-Skovgaard Member of Executive Committee

Dorthe Ronnau Member of Executive Committee

Nicolai Buhl Andersen Member of Executive Committee

Paul Marcun Member of Executive Committee

#### Board of directors

Lars Søren Rasmussen Chairman of Supervisory Board

Annette Brøls Member of Supervisory Board

Carsten Hellmann Member of Supervisory Board

Jette Nygaard-Andersen Member of Supervisory Board

Marianne Wiinholt Member of Supervisory Board

Niels Peter Louis-Hansen Member of Supervisory Board

Nikolaj Kyhe Gundersen Member of Supervisory Board

Roland Vendelbo Pedersen Member of Supervisory Board

Thomas Barfod Member of Supervisory Board