

NANOSONICS LTD.

ISIN: **AU000000NAN9** WKN: **NAN**

Overview

2024/07/18 08:00:53

Price
1.79 EUR

Difference  -3.24% (-0.06)

General attributes

ISIN	AU000000NAN9
Symbol	NAN
Exchange	Frankfurt
Currency	EUR
Sector	Chemical / Pharmaceutical / Health
Security type	Stock
Market cap (m)	561 EUR
Benchmark	ASX ALL ORDINARIES INDEX

Market data

Bid (Bid size)	1.80 EUR (13,900)
Ask (Ask size)	1.91 EUR (13,100)
Open	1.79 EUR
High	1.79 EUR
Low	1.79 EUR
Close (prev. day)	1.85 EUR
VWAP	1.93 EUR
Volume (pcs)	0
Trading volume	0.00
Number of trades	1
Last size	0

Futures and Options






Related Futures	-
Related Options	-

5y



Information about previous performance does not guarantee future performance.
Source: FactSet

Recent research

on sector			
Date		Headline	Download
2024/07/15		Aktienempfehlungen Global	
2024/07/12		Global Equity Ratings	
2024/07/09		Aktienempfehlungen Österreich	
2024/06/24		Aktienempfehlungen Österreich	
2024/06/21		Global Equity Ratings	

Details

2024/07/18 08:00:53

Price

1.79 EUR

Difference ▼ -3.24% (-0.06)

General attributes

ISIN	AU000000NAN9
Symbol	NAN
Exchange	Frankfurt
Currency	EUR
Sector	Chemical / Pharmaceutical / Health
Security type	Stock
Market cap (m)	561 EUR
Benchmark	ASX ALL ORDINARIES INDEX

Market data

Bid (Bid size)	1.80 EUR (13,900)
Ask (Ask size)	1.91 EUR (13,100)
Open	1.79 EUR
High	1.79 EUR
Low	1.79 EUR
Close (prev. day)	1.85 EUR
VWAP	1.93 EUR
Volume (pcs)	0
Trading volume	0.00
Number of trades	1
Last size	0

Performance and Risk

	6m	1y	3y
Perf (%)	-24.18%	-35.31%	-43.60%
Perf (abs.)	-0.59	-1.01	-1.43
Beta	1.89	1.55	1.47
Volatility	71.56	56.15	52.49

5y



Information about previous performance does not guarantee future performance.
Source: FactSet

Price data

Ø price 5 days Ø volume 5 days (pcs.)	1.89 EUR (0)
Ø price 30 days Ø volume 30 days (pcs.)	1.79 EUR (2)
Ø price 100 days Ø volume 100 days (pcs.)	1.71 EUR (31)
Ø price 250 days Ø volume 250 days (pcs.)	2.13 EUR (34)
YTD High date	2.62 EUR (2024/01/02)
YTD Low date	1.56 EUR (2024/03/19)
52 Weeks High date	2.90 EUR (2023/08/11)
52 Weeks Low date	1.56 EUR (2024/03/19)

Arbitrage views

Exchange	Date	Time	Price	Trading volume (mio.)	Number of trades
Stuttgart	2024/07/18	08:08	1.82 EUR	0.00	1
Frankfurt	2024/07/18	08:00	1.79 EUR	0.00	1
FINRA other OTC Issues	2024/05/28	15:52	1.92 USD	0.00	1
Duesseldorf	2024/07/18	09:30	1.81 EUR	0.00	2
Berlin	2024/07/18	08:11	1.79 EUR	0.00	1

	18						
Australian Securities Exchange	2024/07/18	08:10	3.01	AUD	4.40		4,216

Company profile

Company Logo

Contact Details

NANOSONICS LTD

--

Unit 24, Gardeners Road 566 2015
Alexandria

Telefon: +61-2-93134399

Fax: +61-2-93175010

E-mail: -

Company Profile

-