

AGF A/S CLASS B

ISIN: DK0010263722 WKN: -

Overview

2024/08/09 15:53:37

Price

0.602 DKK

Difference  -2.27% (-0.01)

General attributes

ISIN DK0010263722

Symbol AGF B

Exchange Nasdaq Copenhagen

Currency DKK

Sector Media / Entertainment /
Recreation

Security type Stock

Market cap (m) 37 EUR

Benchmark OMX COPENHAGEN 20

Market data

Bid (Bid size) 0.602 DKK (25,247)

Ask (Ask size) 0.62 DKK (13,253)

Open 0.602 DKK

High 0.616 DKK

Low 0.602 DKK

Close (prev. day) 0.616 DKK

VWAP 0.605353 DKK

Volume (pcs) 44,575

Trading volume 26,983.61

Number of trades 15

Last size 1,694

Futures and Options

Related Futures -

Related Options -





5y



Information about previous performance does not guarantee future performance.

Source: FactSet

Recent research

on sector			
Date		Headline	Download
2024/08/09		Equity Weekly	
2024/07/29		Aktienempfehlungen Österreich	
2024/07/24		Global Equity Ratings	
2024/07/24		Aktienempfehlungen Global	
2024/07/15		Aktienempfehlungen Global	

Details

2024/08/09 15:53:37

Price

0.602 DKK

Difference 📉 -2.27% (-0.01)

General attributes

ISIN	DK0010263722
Symbol	AGF B
Exchange	Nasdaq Copenhagen
Currency	DKK
Sector	Media / Entertainment / Recreation
Security type	Stock
Market cap (m)	37 EUR
Benchmark	OMX COPENHAGEN 20

Market data

Bid (Bid size)	0.602 DKK (25,247)
Ask (Ask size)	0.62 DKK (13,253)
Open	0.602 DKK
High	0.616 DKK
Low	0.602 DKK
Close (prev. day)	0.616 DKK
VWAP	0.605353 DKK
Volume (pcs)	44,575
Trading volume	26,983.61
Number of trades	15
Last size	1,694

Performance and Risk

	6m	1y	3y
Perf (%)	-0.96%	+1.99%	-12.00%
Perf (abs.)	-0.01	+0.01	-0.08
Beta	-0.08	-0.07	-0.06
Volatility	21.98	23.95	37.74

5y



Information about previous performance does not guarantee future performance.
Source: FactSet

Price data

Ø price 5 days Ø volume 5 days (pcs.)	0.608 DKK (192,705)
Ø price 30 days Ø volume 30 days (pcs.)	0.615 DKK (117,550)
Ø price 100 days Ø volume 100 days (pcs.)	0.624 DKK (125,933)
Ø price 250 days Ø volume 250 days (pcs.)	0.623 DKK (148,223)
YTD High date	0.680 DKK (2024/05/06)
YTD Low date	0.502 DKK (2024/08/02)
52 Weeks High date	0.680 DKK (2024/05/06)
52 Weeks Low date	0.502 DKK (2024/08/02)

All listings for AGF A/S CLASS B

Exchange	Date	Time	Price	Trading volume (mio.)	Number of trades
Nasdaq Copenhagen	2024/08/09	15:53	0.602 DKK	0.03	15
Munich	2024/08/09	08:11	0.08 EUR	0.00	1
London Stock Exchange	2018/05/18	18:03	0.252 DKK	0.00	1
Frankfurt	2024/08/09	08:03	0.07 EUR	0.00	1

Company profile

Company Logo



Company Profile

-

Contact Details

AGF A/S

--

Stadion Alle 70 8000 Århus C

Telefon: +45 89386000

Fax: -

E-mail: -