

## AGF A/S CLASS B

ISIN: DK0010263722 WKN: -

## Overview

2024/04/23 09:14:00

Price

0.636 DKK

Difference  -0.31% (-0.00)

## General attributes

ISIN DK0010263722

Symbol AGF B

Exchange Nasdaq Copenhagen

Currency DKK

Sector Media / Entertainment / Recreation

Security type Stock

Market cap (m) 39 EUR

Benchmark OMX COPENHAGEN 20

## Market data

Bid (Bid size) 0.63 DKK (58,209)

Ask (Ask size) 0.636 DKK (11,700)

Open 0.638 DKK

High 0.638 DKK

Low 0.636 DKK

Close (prev. day) 0.638 DKK

VWAP 0.637455 DKK

Volume (pcs) 1,100

Trading volume 700.56

Number of trades 3

Last size 300

## Futures and Options

Related Futures -

Related Options -











5y



Information about previous performance does not guarantee future performance.

Source: FactSet

## Recent research

on sector			
Date		Headline	Download
2024/04/15		Aktienempfehlungen Österreich	
2024/04/03		Global Equity Ratings	
2024/04/03		Aktienempfehlungen Global	
2024/04/03		Aktienempfehlungen Österreich	
2024/03/18		Aktienempfehlungen Österreich	

## Details

2024/04/23 09:14:00

## Price

0.636 DKK

Difference 📉 -0.31% (-0.00)

## General attributes

ISIN	DK0010263722
Symbol	AGF B
Exchange	Nasdaq Copenhagen
Currency	DKK
Sector	Media / Entertainment / Recreation
Security type	Stock
Market cap (m)	39 EUR
Benchmark	OMX COPENHAGEN 20

## Market data

Bid (Bid size)	0.63 DKK (58,209)
Ask (Ask size)	0.636 DKK (11,700)
Open	0.638 DKK
High	0.638 DKK
Low	0.636 DKK
Close (prev. day)	0.638 DKK
VWAP	0.637455 DKK
Volume (pcs)	1,100
Trading volume	700.56
Number of trades	3
Last size	300

## Performance and Risk

	6m	1y	3y
Perf (%)	+2.24%	+5.98%	-16.49%
Perf (abs.)	+0.01	+0.04	-0.13
Beta	0.00	-0.05	-0.05
Volatility	24.65	25.45	37.90

5y



Information about previous performance does not guarantee future performance.  
Source: FactSet

## Price data

Ø price 5 days   Ø volume 5 days (pcs.)	0.629 DKK (63,736)
Ø price 30 days   Ø volume 30 days (pcs.)	0.637 DKK (101,282)
Ø price 100 days   Ø volume 100 days (pcs.)	0.627 DKK (122,781)
Ø price 250 days   Ø volume 250 days (pcs.)	0.620 DKK (152,901)
YTD High   date	0.658 DKK (2024/02/23)
YTD Low   date	0.606 DKK (2024/01/04)
52 Weeks High   date	0.676 DKK (2023/09/22)
52 Weeks Low   date	0.550 DKK (2023/04/27)

## Arbitrage views

Exchange <span>📍</span>	Date	Time	Price	Trading volume (mio.)	Number of trades
Nasdaq Copenhagen	2024/04/23	09:14	0.636 DKK	0.00	3
Munich	2024/04/23	08:02	0.08 EUR	0.00	1
London Stock Exchange	2018/05/18	18:03	0.252 DKK	0.00	1
Frankfurt	2024/04/23	08:13	0.073 EUR	0.00	1

## Company profile

### Company Logo



### Company Profile

-

### Contact Details

AGF A/S

--

Stadion Alle 70 8000 Århus C

Telefon: +45 89386000

Fax: -

E-mail: -