

TURKISH LIRA / SINGAPORE-DOLLAR (TRY/SGD)

2024/08/16 23:00:10

Price

0.03893 SGD

1 TRY = 0.03893 SGD
1 SGD = 25.68667 TRY

Difference

 -0.78%
(-0.00)

General attributes

Exchange rate -
Exchange over the counter World
Security type Currency

Market data

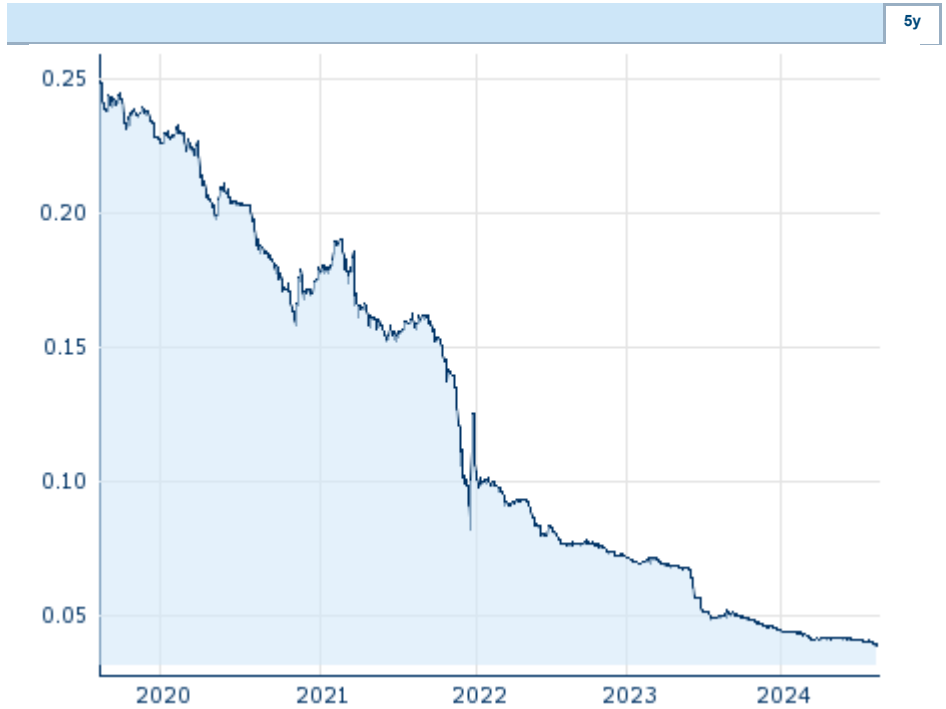
Open 0.03926 SGD
High 0.03926 SGD
Low 0.03893 SGD
Close (prev. day) 0.03924 SGD

Performance and Risk

	6m	1y	3y
Perf (%)	-10.21%	-21.82%	-75.35%
Perf (abs.)	+0.00	-0.01	-0.12
Beta	-	-	-
Volatility	6.71	8.18	19.00

Futures and Options

Related Futures -
Related Options -











Information about previous performance does not guarantee future performance.
Source: FactSet

Price data

Ø price 5 days Ø volume 5 days (pcs.)	0.03933 SGD (0)
Ø price 30 days Ø volume 30 days (pcs.)	0.04013 SGD (0)
Ø price 100 days Ø volume 100 days (pcs.)	0.04110 SGD (0)
Ø price 250 days Ø volume 250 days (pcs.)	0.04238 SGD (0)
YTD High date	0.04474 SGD (2024/01/01)
YTD Low date	0.03904 SGD (2024/08/15)
52 Weeks High date	0.05299 SGD (2023/08/24)
52 Weeks Low date	0.03904 SGD (2024/08/15)

Recent research

on market		
Date	Headline	Download
2024/08/14	 CEE Special Report Social Development Goals in t...	
2024/08/12	 Marktkommentar	
2024/08/12	 US-Arbeitsmarkt und Bank of Japan verunsichern die...	
2024/08/12	 GDP growth data in spotlight	
2024/08/05	 Gemischte Konjunktur in der Eurozone	