


TURKISH LIRA / RUSSIAN ROUBLE (TRY/RUB)

2024/04/23 17:00:41

Price
2.86338 RUB

1 TRY = 2.86338 RUB
1 RUB = 0.34924 TRY

Difference  **-0.30%**
(-0.01)

General attributes

Exchange rate -
Exchange over the counter World
Security type Currency

Market data

Open 2.87115 RUB
High 2.87115 RUB
Low 2.85484 RUB
Close (prev. day) 2.87193 RUB

Performance and Risk

	6m	1y	3y
Perf (%)	-15.89%	-31.98%	-68.39%
Perf (abs.)	-0.54	-1.35	-6.21
Beta	-	-	-
Volatility	13.77	22.99	37.71

Futures and Options

Related Futures -
Related Options -

5y







Information about previous performance does not guarantee future performance.
Source: FactSet

Price data

Ø price 5 days Ø volume 5 days (pcs.)	2.86774 RUB (0)
Ø price 30 days Ø volume 30 days (pcs.)	2.87247 RUB (0)
Ø price 100 days Ø volume 100 days (pcs.)	2.91300 RUB (0)
Ø price 250 days Ø volume 250 days (pcs.)	3.15631 RUB (0)
YTD High date	3.08909 RUB (2024/01/03)
YTD Low date	2.81181 RUB (2024/03/21)
52 Weeks High date	4.23033 RUB (2023/04/26)
52 Weeks Low date	2.81181 RUB (2024/03/21)

Recent research

on market		
Date	Headline	Download
2024/04/23	 CEE Special Report Strong growth in CEE economie...	
2024/04/21	 Hungarian central bank to cut rates further	
2024/04/15	 Croatia Special Report What's behind Croatia's e...	
2024/04/15	 Parliamentary elections in Croatia	
2024/04/11	 Less aggressive monetary easing to come	