


# TURKISH LIRA / NEW ZEALAND DOLLAR (TRY/NZD)

2024/05/19 23:00:31

**Price**  
**0.05053** NZD  
 1 TRY = 0.05053 NZD  
 1 NZD = 19.79168 TRY

**Difference**  **-0.05%**  
 (-0.00)

**General attributes**

**Exchange rate** -  
**Exchange** over the counter World  
**Security type** Currency

**Market data**

**Open** 0.05051 NZD  
**High** 0.05053 NZD  
**Low** 0.05051 NZD  
**Close (prev. day)** 0.05055 NZD

**Performance and Risk**

	6m	1y	3y
<b>Perf (%)</b>	-13.21%	-37.57%	-69.39%
<b>Perf (abs.)</b>	-0.01	-0.03	-0.11
<b>Beta</b>	-	-	-
<b>Volatility</b>	8.54	13.90	20.85

**Futures and Options**

**Related Futures** -  
**Related Options** -

5y












Information about previous performance does not guarantee future performance.  
 Source: FactSet

**Price data**

Ø price 5 days   Ø volume 5 days (pcs.)	0.05076 NZD (0)
Ø price 30 days   Ø volume 30 days (pcs.)	0.05157 NZD (0)
Ø price 100 days   Ø volume 100 days (pcs.)	0.05178 NZD (0)
Ø price 250 days   Ø volume 250 days (pcs.)	0.05513 NZD (0)
<b>YTD High   date</b>	0.05447 NZD (2024/01/23)
<b>YTD Low   date</b>	0.05020 NZD (2024/03/14)
<b>52 Weeks High   date</b>	0.08312 NZD (2023/05/26)
<b>52 Weeks Low   date</b>	0.05020 NZD (2024/03/14)

**Recent research**

on market		
Date	Headline	Download
2024/05/13	 Will Romanian central bank begin monetary easing?	
2024/05/10	 EU News Monthly May 2024	
2024/05/08	 Marktkommentar	
2024/05/06	 Anzeichen für eine wirtschaftliche Wende?	
2024/05/06	 Mixed data on retail sales and industrial output	