

TURKISH LIRA / NORWEGIAN KRONER (TRY/NOK)

2024/08/16 23:29:57

Price

0.31662 NOK

1 TRY = 0.31662 NOK
1 NOK = 3.15833 TRY

Difference

 -0.69%
(-0.00)

General attributes

Exchange rate -
Exchange over the counter World
Security type Currency

Market data

Open 0.31894 NOK
High 0.31894 NOK
Low 0.31644 NOK
Close (prev. day) 0.31881 NOK

Performance and Risk

	6m	1y	3y
Perf (%)	-6.78%	-18.06%	-69.14%
Perf (abs.)	-0.02	-0.07	-0.71
Beta	-	-	-
Volatility	9.91	12.09	21.26

Futures and Options

Related Futures -
Related Options -

5y











Information about previous performance does not guarantee future performance.
Source: FactSet

Price data

Ø price 5 days Ø volume 5 days (pcs.)	0.32048 NOK (0)
Ø price 30 days Ø volume 30 days (pcs.)	0.32799 NOK (0)
Ø price 100 days Ø volume 100 days (pcs.)	0.32754 NOK (0)
Ø price 250 days Ø volume 250 days (pcs.)	0.33577 NOK (0)
YTD High date	0.35032 NOK (2024/02/05)
YTD Low date	0.31596 NOK (2024/08/15)
52 Weeks High date	0.41777 NOK (2023/08/24)
52 Weeks Low date	0.31596 NOK (2024/08/15)

Recent research

on market		
Date	Headline	Download
2024/08/14	 CEE Special Report Social Development Goals in t...	
2024/08/12	 Marktkommentar	
2024/08/12	 US-Arbeitsmarkt und Bank of Japan verunsichern die...	
2024/08/12	 GDP growth data in spotlight	
2024/08/05	 Gemischte Konjunktur in der Eurozone	