


TURKISH LIRA / CROATIAN KUNA (TRY/HRK)

2024/08/17 00:00:13

Price
0.20269 HRK
 1 TRY = 0.20269 HRK
 1 HRK = 4.93365 TRY

Difference  **-0.51%**
 (-0.00)

General attributes

Exchange rate -
Exchange over the counter World
Security type Currency

Market data

Open 0.20388 HRK
High 0.20388 HRK
Low 0.20257 HRK
Close (prev. day) 0.20373 HRK

Performance and Risk

	6m	1y	3y
Perf (%)	-10.30%	-20.20%	-72.79%
Perf (abs.)	-0.02	-0.05	-0.55
Beta	-	-	-
Volatility	7.52	9.36	20.17

Futures and Options

Related Futures -
Related Options -

5y










Information about previous performance does not guarantee future performance.
 Source: FactSet

Price data

Ø price 5 days Ø volume 5 days (pcs.)	0.20464 HRK (0)
Ø price 30 days Ø volume 30 days (pcs.)	0.20806 HRK (0)
Ø price 100 days Ø volume 100 days (pcs.)	0.21254 HRK (0)
Ø price 250 days Ø volume 250 days (pcs.)	0.21946 HRK (0)
YTD High date	0.23204 HRK (2024/01/03)
YTD Low date	0.20272 HRK (2024/08/15)
52 Weeks High date	0.27204 HRK (2023/08/24)
52 Weeks Low date	0.20272 HRK (2024/08/15)

Recent research

on instrument	on market		
Date		Headline	Download
2024/08/12		GDP growth data in spotlight	
2024/08/05		Central banks in Romania and Serbia to cut rates	
2024/07/31		July Inflation landed at 2.3% y/y	
2024/07/29		Flash 2Q24 GDP estimate and July's inflation	
2024/07/25		CEE Special Report Can we work more for longer?	