


TURKISH LIRA / CZECH KORUNA (TRY/CZK)

2024/05/16 20:00:41

Price
0.70397 CZK
 1 TRY = 0.70397 CZK
 1 CZK = 1.42057 TRY

Difference  **-0.14%**
 (-0.00)

General attributes

Exchange rate -
Exchange over the counter World
Security type Currency

Market data

Open 0.70283 CZK
High 0.70546 CZK
Low 0.70172 CZK
Close (prev. day) 0.70499 CZK

Performance and Risk

	6m	1y	3y
Perf (%)	-10.09%	-36.11%	-71.52%
Perf (abs.)	-0.08	-0.40	-1.77
Beta	-	-	-
Volatility	7.93	13.78	20.51

Futures and Options

Related Futures -
Related Options -

5y












Information about previous performance does not guarantee future performance.
 Source: FactSet

Price data

Ø price 5 days Ø volume 5 days (pcs.)	0.71235 CZK (0)
Ø price 30 days Ø volume 30 days (pcs.)	0.72079 CZK (0)
Ø price 100 days Ø volume 100 days (pcs.)	0.73240 CZK (0)
Ø price 250 days Ø volume 250 days (pcs.)	0.76770 CZK (0)
YTD High date	0.77220 CZK (2024/02/13)
YTD Low date	0.70267 CZK (2024/05/15)
52 Weeks High date	1.11324 CZK (2023/05/18)
52 Weeks Low date	0.70267 CZK (2024/05/15)

Recent research

on instrument	on market		
Date	Headline		Download
2024/05/13	 Inflationary surprise due to food prices		
2024/05/13	 Will Romanian central bank begin monetary easing?		
2024/05/10	 EU News Monthly May 2024		
2024/05/07	 Industrial developments remain volatile		
2024/05/06	 Mixed data on retail sales and industrial output		