

# NORWEGIAN KRONER / TURKISH LIRA (NOK/TRY)

2024/07/27 06:21:13

**Price**

**2.98712 TRY**

1 NOK = 2.98712 TRY  
1 TRY = 0.33477 NOK

**Difference**

 -0.02%  
(-0.00)

**General attributes**

Exchange rate -  
Exchange over the counter World  
Security type Currency

**Market data**

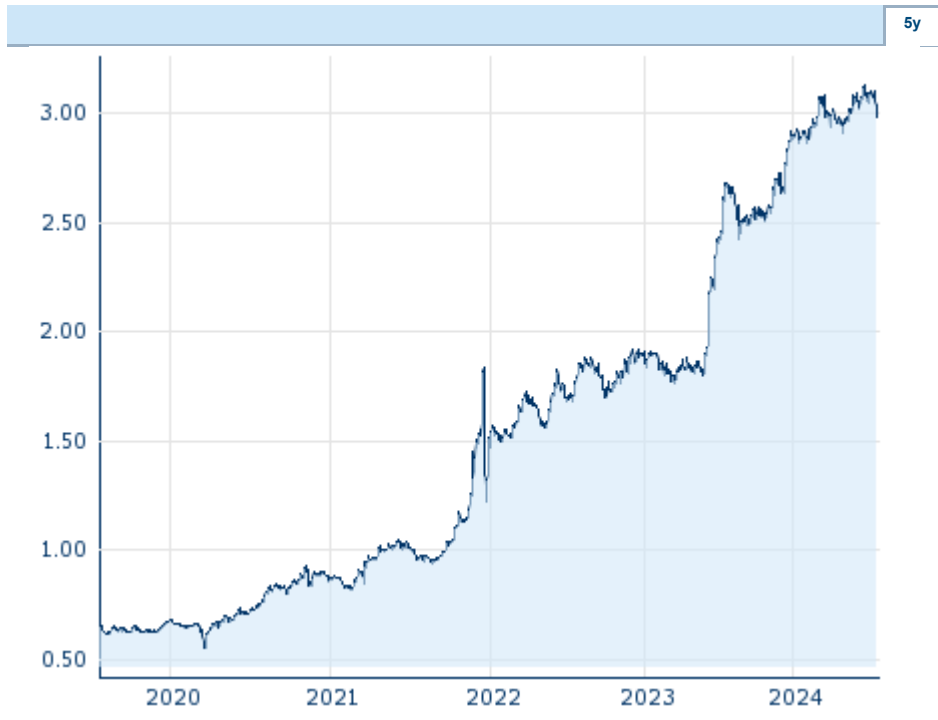
Open 2.98712 TRY  
High 2.98712 TRY  
Low 2.98712 TRY  
Close (prev. day) 2.98758 TRY

**Performance and Risk**

	6m	1y	3y
Perf (%)	+2.78%	+12.60%	+207.67%
Perf (abs.)	+0.08	+0.33	+2.02
Beta	-	-	-
Volatility	10.20	12.30	21.29

**Futures and Options**

Related Futures -  
Related Options -











Information about previous performance does not guarantee future performance.  
Source: FactSet

**Price data**

Ø price 5 days   Ø volume 5 days (pcs.)	2.98994 TRY (0)
Ø price 30 days   Ø volume 30 days (pcs.)	3.05935 TRY (0)
Ø price 100 days   Ø volume 100 days (pcs.)	3.03091 TRY (0)
Ø price 250 days   Ø volume 250 days (pcs.)	2.95070 TRY (0)
YTD High   date	3.13459 TRY (2024/07/05)
YTD Low   date	2.85449 TRY (2024/02/05)
52 Weeks High   date	3.13459 TRY (2024/07/05)
52 Weeks Low   date	2.39363 TRY (2023/08/24)

**Recent research**

on market		
Date	Headline	Download
2024/07/25	 CEE Special Report   Can we work more for longer?	
2024/07/22	 CEE   Baltics   Economic performance further diver...	
2024/07/22	 Märkte preisen Trump noch nicht ein	
2024/07/22	 Will Hungarian central bank pause or continue with...	
2024/07/18	 Western Balkan and the EU - who is ready?	