

NORWEGIAN KRONER / TURKISH LIRA (NOK/TRY)

2024/06/30 22:00:35

Price

3.08076 TRY

1 NOK = 3.08076 TRY

1 TRY = 0.32460 NOK

Difference

 -0.37%
(-0.01)

General attributes

Exchange rate -

Exchange over the counter World

Security type Currency

Market data

Open 3.07682 TRY

High 3.08076 TRY

Low 3.07682 TRY

Close (prev. day) 3.09223 TRY

Performance and Risk

	6m	1y	3y
Perf (%)	+6.53%	+28.49%	+204.37%
Perf (abs.)	+0.19	+0.69	+2.08
Beta	-	-	-
Volatility	9.66	12.73	21.29

Futures and Options

Related Futures -

Related Options -










Information about previous performance does not guarantee future performance.
Source: FactSet

Price data

Ø price 5 days Ø volume 5 days (pcs.)	3.08296 TRY (0)
Ø price 30 days Ø volume 30 days (pcs.)	3.07187 TRY (0)
Ø price 100 days Ø volume 100 days (pcs.)	3.01030 TRY (0)
Ø price 250 days Ø volume 250 days (pcs.)	2.89788 TRY (0)
YTD High date	3.13344 TRY (2024/06/20)
YTD Low date	2.85449 TRY (2024/02/05)
52 Weeks High date	3.13344 TRY (2024/06/20)
52 Weeks Low date	2.39363 TRY (2023/08/24)

Recent research

on market		
Date	Headline	Download
2024/06/25	 High pressure economy: What have we learned?	
2024/06/25	 Diving into Slovak competitiveness	
2024/06/24	 CNB set to cut rates this week, but by how much?	
2024/06/21	 Erste Group Research	
2024/06/20	 Bosnia and Herzegovina Growth to remain subdued ...	