

NORWEGIAN KRONER / TURKISH LIRA (NOK/TRY)

2024/04/19 02:00:42

Price

2.94361 TRY

1 NOK = 2.94361 TRY
1 TRY = 0.33972 NOK

Difference

 **-0.27%**
(-0.01)

General attributes

Exchange rate -
Exchange over the counter World
Security type Currency

Market data

Open 2.94361 TRY
High 2.94361 TRY
Low 2.94361 TRY
Close (prev. day) 2.95163 TRY

Performance and Risk

	6m	1y	3y
Perf (%)	+16.03%	+60.31%	+208.06%
Perf (abs.)	+0.41	+1.12	+2.00
Beta	-	-	-
Volatility	11.08	16.00	21.36

Futures and Options

Related Futures -
Related Options -











5y

Information about previous performance does not guarantee future performance.
Source: FactSet

Price data

Ø price 5 days Ø volume 5 days (pcs.)	2.96824 TRY (0)
Ø price 30 days Ø volume 30 days (pcs.)	2.99045 TRY (0)
Ø price 100 days Ø volume 100 days (pcs.)	2.95707 TRY (0)
Ø price 250 days Ø volume 250 days (pcs.)	2.75515 TRY (0)
YTD High date	3.08987 TRY (2024/03/08)
YTD Low date	2.85449 TRY (2024/02/05)
52 Weeks High date	3.08987 TRY (2024/03/08)
52 Weeks Low date	1.79254 TRY (2023/05/26)

Recent research

on market			
Date		Headline	Download
2024/04/15		Croatia Special Report What's behind Croatia's e...	
2024/04/15		Parliamentary elections in Croatia	
2024/04/11		Less aggressive monetary easing to come	
2024/04/08		EZB Zinssenkung im Juni	
2024/04/08		Inflation numbers and Serbia's central bank meetin...	