

CHINESE YUAN RENMINBI / TURKISH LIRA (CNY/TRY)

2024/05/10 20:00:42

Price

4.45729 TRY

1 CNY = 4.45729 TRY

1 TRY = 0.22435 CNY

Difference

 -0.38%
(-0.02)

General attributes

Exchange rate -

Exchange over the counter World

Security type Currency

Market data

Open 4.47437 TRY

High 4.47437 TRY

Low 4.45192 TRY

Close (prev. day) 4.47444 TRY

Performance and Risk

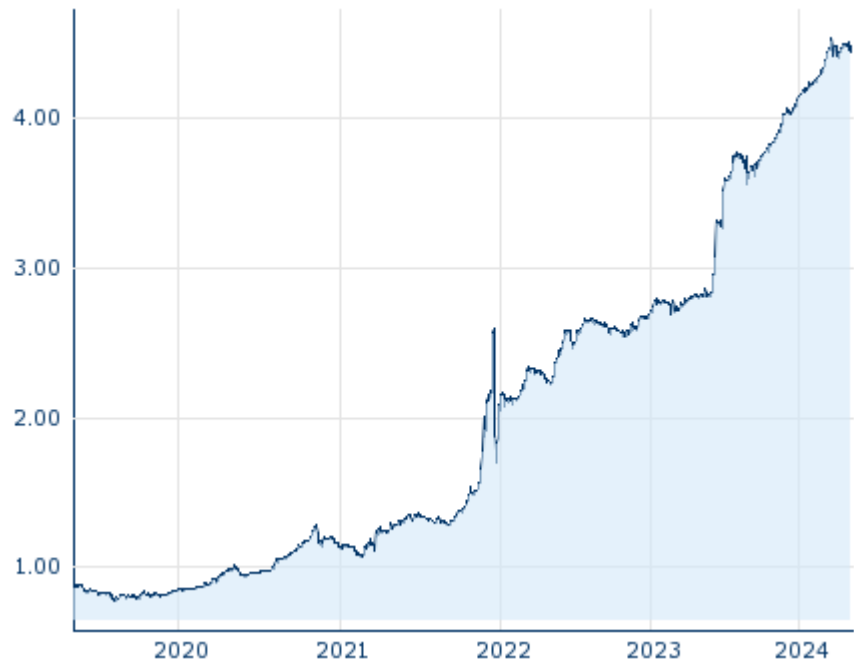
	6m	1y	3y
Perf (%)	+14.36%	+58.67%	+248.98%
Perf (abs.)	+0.56	+1.65	+3.19
Beta	-	-	-
Volatility	5.53	12.27	19.39

Futures and Options

Related Futures -

Related Options -

5y












Information about previous performance does not guarantee future performance.
Source: FactSet

Price data

Ø price 5 days Ø volume 5 days (pcs.)	4.46800 TRY (0)
Ø price 30 days Ø volume 30 days (pcs.)	4.48386 TRY (0)
Ø price 100 days Ø volume 100 days (pcs.)	4.41185 TRY (0)
Ø price 250 days Ø volume 250 days (pcs.)	4.14024 TRY (0)
YTD High date	4.54482 TRY (2024/03/21)
YTD Low date	4.15437 TRY (2024/01/02)
52 Weeks High date	4.54482 TRY (2024/03/21)
52 Weeks Low date	2.80557 TRY (2023/05/23)

Recent research

on market		
Date	Headline	Download
2024/05/10	 EU News Monthly May 2024	
2024/05/08	 Marktkommentar	
2024/05/06	 Anzeichen für eine wirtschaftliche Wende?	
2024/05/06	 Mixed data on retail sales and industrial output	
2024/05/02	 FX markets reflect uncertain interest rate outlook	