

ZURICH INSURANCE GROUP AG

ISIN: **CH0011075394** WKN: **1107539**

Overview

2019/06/28 15:43:43

Price
305.00 EUR

Difference  -0.10% (-0.30)

General attributes

ISIN	CH0011075394
Symbol	ZURN
Exchange	Frankfurt
Currency	EUR
Sector	Financial
Security type	Stock
Market cap (m)	70,614 EUR
Benchmark	SWISS MARKET INDEX


Market data

Bid (Bid size)	-
Ask (Ask size)	-
Open	304.90 EUR
High	305.00 EUR
Low	304.10 EUR
Close (prev. day)	305.30 EUR
VWAP	304.55196 EUR
Volume (pcs)	102
Trading volume	31,064.30
Number of trades	7
Last size	0

Futures and Options











Related Futures	30
Related Options	-

5y



Information about previous performance does not guarantee future performance.
Source: FactSet

Recent research

on sector		on market	
Date		Headline	Download
2024/07/24		Global Equity Ratings	
2024/07/24		Aktienempfehlungen Global	
2024/07/19		Equity Weekly	
2024/07/15		Aktienempfehlungen Global	
2024/07/12		Global Equity Ratings	

Details

2019/06/28 15:43:43

Price

305.00 EUR

Difference  -0.10% (-0.30)

General attributes

ISIN	CH0011075394
Symbol	ZURN
Exchange	Frankfurt
Currency	EUR
Sector	Financial
Security type	Stock
Market cap (m)	70,614 EUR
Benchmark	SWISS MARKET INDEX

Market data

Bid (Bid size)	-
Ask (Ask size)	-
Open	304.90 EUR
High	305.00 EUR
Low	304.10 EUR
Close (prev. day)	305.30 EUR
VWAP	304.55196 EUR
Volume (pcs)	102
Trading volume	31,064.30
Number of trades	7
Last size	0

Performance and Risk

	6m	1y	3y
Perf (%)	-	-	-
Perf (abs.)	-	-	-
Beta	0.71	0.70	0.79
Volatility	-	-	-

5y

Chart
not available

Information about previous performance does not guarantee future performance.
Source: FactSet

Price data

Ø price 5 days Ø volume 5 days (pcs.)	- EUR (-)
Ø price 30 days Ø volume 30 days (pcs.)	- EUR (-)
Ø price 100 days Ø volume 100 days (pcs.)	- EUR (-)
Ø price 250 days Ø volume 250 days (pcs.)	- EUR (-)
YTD High date	- EUR (-)
YTD Low date	- EUR (-)
52 Weeks High date	- EUR (-)
52 Weeks Low date	- EUR (-)

Arbitrage views

Exchange 	Date	Time	Price	Trading volume (mio.)	Number of trades
Stuttgart	2019/06/28	15:43	305.10 EUR	0.17	10
SIX Swiss Exchange	2024/07/24	17:31	474.60 CHF	70.72	2,772
London Stock Exchange European Trade Reporting	2024/07/24	17:20	472.30 CHF	0.00	1
Hamburg	2019/06/28	08:00	305.80 EUR	0.00	1
Frankfurt	2019/06/28	15:43	305.00 EUR	0.03	7

	06/28					
FINRA other OTC Issues	2024/ 07/24	21:16	524.75 USD	0.00		1
Duesseldorf	2019/ 06/28	08:10	305.80 EUR	0.00		2
Berlin	2019/ 06/28	18:45	306.30 EUR	0.00		14

Company profile

Company Logo



Contact Details

ZURICH INSURANCE GROUP AG

--

Mythenquai 2 - 8002 Zürich

Telefon: +41-44-625-25-25

Fax: +

E-mail: -

Company Profile

-

Members of Management Board

Mario Greco Chairman of Managing Board

Alison Martin Member of Executive Committee

Cara Morton Member of Executive Committee

Claudia Cordioli Member of Executive Committee

Ericson Chan Member of Executive Committee

Kristof Terryn Member of Executive Committee

Laurence Maurice Member of Executive Committee

Peter Giger Member of Executive Committee

Raul Vargas Member of Executive Committee

Sierra Signorelli Member of Executive Committee

Stephan van Vliet Member of Executive Committee

Tulsi Naidu Member of Executive Committee

Board of directors

Christoph Franz Member of the administrative board

Michael Halbherr Member of the administrative board

Monica Mächler-Erne Member of the administrative board

Peter Maurer Member of the administrative board

Sabine Keller-Busse Member of the administrative board

Barry Stowe Member of the administrative board

Catherine Bessant Member of the administrative board

Jasmin Staiblin Member of the administrative board

Joan Lordi Amble Member of the administrative board

John Rafter Member of the administrative board

Kishore Mahbubani Member of the administrative board

Michel Liès Chairman of the administrative board