

NEW WAVE GROUP AB SER. B

ISIN: SE0020356970 WKN: 7314306

Overview

2024/07/26 13:56:54

Price
9.60 EURDifference  3.28% (0.31)

General attributes

ISIN	SE0020356970
Symbol	NEWA B
Exchange	Stuttgart
Currency	EUR
Sector	Consumer Products
Security type	Stock
Market cap (m)	902 EUR
Benchmark	OMX STOCKHOLM 30 INDEX

Market data

Bid (Bid size)	- (0)
Ask (Ask size)	- (0)
Open	9.405 EUR
High	9.60 EUR
Low	9.405 EUR
Close (prev. day)	9.295 EUR
VWAP	-
Volume (pcs)	0
Trading volume	0.00
Number of trades	9
Last size	0

Futures and Options








Related Futures	15
Related Options	-

5y



Information about previous performance does not guarantee future performance.
Source: FactSet

Recent research

on sector			
Date		Headline	Download
2024/07/26		Equity Weekly	
2024/07/24		Global Equity Ratings	
2024/07/24		Aktienempfehlungen Global	
2024/07/15		Aktienempfehlungen Global	
2024/07/12		Equity Weekly	

Details

2024/07/26 13:56:54

Price

9.60 EUR

Difference ▲ 3.28% (0.31)

General attributes

ISIN	SE0020356970
Symbol	NEWA B
Exchange	Stuttgart
Currency	EUR
Sector	Consumer Products
Security type	Stock
Market cap (m)	902 EUR
Benchmark	OMX STOCKHOLM 30 INDEX

Market data

Bid (Bid size)	- (0)
Ask (Ask size)	- (0)
Open	9.405 EUR
High	9.60 EUR
Low	9.405 EUR
Close (prev. day)	9.295 EUR
VWAP	-
Volume (pcs)	0
Trading volume	0.00
Number of trades	9
Last size	0

Performance and Risk

	6m	1y	3y
Perf (%)	+16.29%	+17.58%	+46.12%
Perf (abs.)	+1.35	+1.44	+3.03
Beta	1.28	1.48	1.37
Volatility	35.79	38.52	46.99

5y



Information about previous performance does not guarantee future performance.
Source: FactSet

Price data

Ø price 5 days Ø volume 5 days (pcs.)	9.50 EUR (0)
Ø price 30 days Ø volume 30 days (pcs.)	9.78 EUR (2)
Ø price 100 days Ø volume 100 days (pcs.)	9.89 EUR (12)
Ø price 250 days Ø volume 250 days (pcs.)	8.53 EUR (12)
YTD High date	11.39 EUR (2024/03/01)
YTD Low date	7.94 EUR (2024/01/22)
52 Weeks High date	11.39 EUR (2024/03/01)
52 Weeks Low date	5.84 EUR (2023/10/23)

Arbitrage views

Exchange ⊕	Date	Time	Price	Trading volume (mio.)	Number of trades
Stuttgart	2024/07/26	13:56	9.60 EUR	0.00	9
Nasdaq Stockholm	2024/07/26	18:00	113.60 SEK	11.31	818
London Stock Exchange	2024/04/08	16:45	122.9448 SEK	0.82	1
Frankfurt	2024/07/26	08:03	9.405 EUR	0.00	2
Duesseldorf	2024/07/26	19:32	9.525 EUR	0.00	7

Company profile

Company Logo



Company Profile

-

Contact Details

NEW WAVE GROUP

--

Kungsporsavenyen 10 411 36 Goteborg

Telefon: +46 (0) 31 712 89 00

Fax: -

E-mail: info@nwg.se