

HUNGARY CETOP20(EUR)

ISIN: **HU0005060236** WKN: -

Overview

2024/07/26 17:20:00

Price

2,666.93 EUR

Difference  0.36% (9.51)

General attributes

ISIN HU0005060236

Symbol -

Country Hungary

Instruments in index 0

Type of index -

Security type Index













More information on countries & regions

[➤ Markets by Region](#)



Information about previous performance does not guarantee future performance.
Source: FactSet

Recent research

on market			
Date		Headline	Download
2024/07/25		CEE Special Report Can we work more for longer?	
2024/07/23		Improved risk assessment enabled a rate cut in Jul...	
2024/07/23		Dovish step from the central bank	
2024/07/22		CEE Baltics Economic performance further diver...	
2024/07/22		Will Hungarian central bank pause or continue with...	

Details

2024/07/26 17:20:00

Price

2,666.93 EUR

Difference



0.36% (9.51)

General attributes

ISIN HU0005060236

Symbol -

Country Hungary

Security type Index

Instruments in index 0

Market data

Open 2,666.93 EUR

High 2,666.93 EUR

Low 2,666.93 EUR

Close (prev. day) 2,657.42 EUR

Trading volume (m) -

Volume (pcs) -

Performance and Risk

	6m	1y	3y
Perf (%)	+9.90%	+18.14%	+19.02%
Perf (abs.)	+239.42	+408.13	+424.58
Beta	-	-	-
Volatility	12.05	12.48	19.86

2,800.00

2,600.00

2,400.00

2,200.00

2,000.00

1,800.00

1,600.00

1,400.00

2020

2021

2022

2023

2024

5y

Information about previous performance does not guarantee future performance.

Source: FactSet

Price data

Ø price 5 days | Ø volume 5 days (pcs.) 2,695.72 EUR (0)

Ø price 30 days | Ø volume 30 days (pcs.) 2,684.66 EUR (0)

Ø price 100 days | Ø volume 100 days (pcs.) 2,631.74 EUR (0)

Ø price 250 days | Ø volume 250 days (pcs.) 2,439.56 EUR (0)

YTD High | date 2,745.56 EUR (2024/07/15)

YTD Low | date 2,390.41 EUR (2024/01/17)

52 Weeks High | date 2,745.56 EUR (2024/07/15)

52 Weeks Low | date 2,077.60 EUR (2023/10/05)

Composition

The composition is not available for this index.