

# HUNGARY CETOP20(EUR)

ISIN: **HU0005060236** WKN: -

## Overview

2024/04/26 17:16:00

Price

**2,620.22** EUR

Difference  0.99% (25.73)

### General attributes

ISIN HU0005060236

Symbol -

Country Hungary

Instruments in index 0

Type of index -

Security type Index













More information on countries & regions

[➤ Markets by Region](#)



Information about previous performance does not guarantee future performance.  
Source: FactSet

### Recent research

on market		
Date	Headline	Download
2024/04/23	 MNB slowed the pace of rate cuts in April	
2024/04/23	 As it was promised: MNB reduced the pace	
2024/04/23	 CEE Special Report   Strong growth in CEE economie...	
2024/04/21	 Hungarian central bank to cut rates further	
2024/04/18	 CEE corporate bond rally	

## Details

2024/04/26 17:16:00

Price

**2,620.22** EUR

Difference



0.99% (25.73)

### General attributes

ISIN HU0005060236

Symbol -

Country Hungary

Security type Index

Instruments in index 0

### Market data

Open 2,620.22 EUR

High 2,620.22 EUR

Low 2,620.22 EUR

Close (prev. day) 2,594.49 EUR

Trading volume (m) -

Volume (pcs) -

### Performance and Risk

	6m	1y	3y
Perf (%)	+16.59%	+26.50%	+28.85%
Perf (abs.)	+372.77	+548.87	+586.61
Beta	-	-	-
Volatility	11.25	12.72	19.86



Information about previous performance does not guarantee future performance.

Source: FactSet

### Price data

Ø price 5 days   Ø volume 5 days (pcs.)	2,609.36 EUR (0)
Ø price 30 days   Ø volume 30 days (pcs.)	2,568.95 EUR (0)
Ø price 100 days   Ø volume 100 days (pcs.)	2,497.25 EUR (0)
Ø price 250 days   Ø volume 250 days (pcs.)	2,309.99 EUR (0)
YTD High   date	2,629.67 EUR (2024/04/10)
YTD Low   date	2,390.41 EUR (2024/01/17)
52 Weeks High   date	2,629.67 EUR (2024/04/10)
52 Weeks Low   date	2,059.54 EUR (2023/05/31)

## Composition

The composition is not available for this index.