

RABA JARMUIPARI HOLDING NYRT

ISIN: HU0000073457 WKN: 5377572

Overview

2024/07/26 17:19:59

Price

1,305.00 HUF

Difference  -1.51% (-20.00)

General attributes

ISIN	HU0000073457
Symbol	RABA
Exchange	Budapest Stock Exchange
Currency	HUF
Sector	Industry
Security type	Stock
Market cap (m)	45 EUR
Benchmark	HUNGARY BUX

Market data

Bid (Bid size)	1,310.00 HUF (500)
Ask (Ask size)	1,320.00 HUF (750)
Open	1,325.00 HUF
High	1,345.00 HUF
Low	1,305.00 HUF
Close (prev. day)	1,325.00 HUF
VWAP	1,318.2219 HUF
Volume (pcs)	3,200
Trading volume	4,218,310.00
Number of trades	12
Last size	-

Futures and Options








Related Futures	6
Related Options	-

5y



Information about previous performance does not guarantee future performance.
Source: FactSet

Recent research

on sector	on market		
Date	Headline		Download
2024/07/26	 Equity Weekly		
2024/07/24	 Global Equity Ratings		
2024/07/24	 Aktienempfehlungen Global		
2024/07/15	 Aktienempfehlungen Global		
2024/07/12	 Global Equity Ratings		

Details

2024/07/26 17:19:59

Price

1,305.00 HUF

Difference ▼ -1.51% (-20.00)

General attributes

ISIN	HU0000073457
Symbol	RABA
Exchange	Budapest Stock Exchange
Currency	HUF
Sector	Industry
Security type	Stock
Market cap (m)	45 EUR
Benchmark	HUNGARY BUX

Market data

Bid (Bid size)	1,310.00 HUF (500)
Ask (Ask size)	1,320.00 HUF (750)
Open	1,325.00 HUF
High	1,345.00 HUF
Low	1,305.00 HUF
Close (prev. day)	1,325.00 HUF
VWAP	1,318.2219 HUF
Volume (pcs)	3,200
Trading volume	4,218,310.00
Number of trades	12
Last size	-

Performance and Risk

	6m	1y	3y
Perf (%)	-12.71%	+11.54%	-7.12%
Perf (abs.)	-190.00	+135.00	-100.00
Beta	-0.05	0.08	0.24
Volatility	26.40	33.50	34.42

5y



Information about previous performance does not guarantee future performance.
Source: FactSet

Price data

Ø price 5 days Ø volume 5 days (pcs.)	1,315.00 HUF (1,305)
Ø price 30 days Ø volume 30 days (pcs.)	1,315.83 HUF (1,235)
Ø price 100 days Ø volume 100 days (pcs.)	1,351.39 HUF (1,335)
Ø price 250 days Ø volume 250 days (pcs.)	1,385.31 HUF (2,716)
YTD High date	1,515.00 HUF (2024/01/05)
YTD Low date	1,250.00 HUF (2024/04/29)
52 Weeks High date	1,575.00 HUF (2023/10/31)
52 Weeks Low date	1,110.00 HUF (2023/07/27)

All listings for RABA JARMUIPARI HOLDING NYRT

Exchange	Date	Time	Price	Trading volume (mio.)	Number of trades
Stuttgart	2024/07/26	08:17	3.18 EUR	0.00	3
Munich	2024/07/26	08:04	3.46 EUR	0.00	1
London Stock Exchange	2018/05/21	17:59	1,390.00 HUF	0.00	1
Frankfurt	2024/07/26	08:03	3.13 EUR	0.00	2
Budapest Stock	2024/07/26	17:19	1,305.00 HUF	4.22	12

Exchange	26					
Berlin	2024/07/25	08:04	3.12 EUR	0.00		3

Company profile

Company Logo



Contact Details

RÁBA AUTOMOTIVE GROUP NYRT.

--

Martin u. 1. HU-9027 Gyor

Telefon: +36-96-622-600

Fax: +36-96-624-6

E-mail: adam.steszli@raba.hu

Company Profile

-

Members of Management Board

Béla Hetzmann Chairman of Managing Board

Attila Deák Member of Executive Committee

János Torma Member of Executive Committee

László Urbányi Member of Executive Committee

Roland Fehér Member of Executive Committee

Zoltán Váradi Member of Executive Committee

Ádám Steszli Member of Executive Committee

Board of directors

László Palkovics Chairman of Supervisory Board

Sandor Jozsef Szabo Member of Supervisory Board

Zsolt Harmath Member of Supervisory Board