

ADVERUM BIOTECHNOLOGIES INC

ISIN: US00773U2078 WKN: 00773U207

Overview

2024/08/09 22:00:00

Price
6.56 USDDifference  -5.20% (-0.36)

General attributes

ISIN	US00773U2078
Symbol	ADVM
Exchange	Nasdaq
Currency	USD
Sector	Chemical / Pharmaceutical / Health
Security type	Stock
Market cap (m)	132 EUR
Benchmark	S&P 500

Market data

Bid (Bid size)	6.56 USD (1,000)
Ask (Ask size)	7.05 USD (400)
Open	6.92 USD
High	7.04 USD
Low	6.55 USD
Close (prev. day)	6.92 USD
VWAP	6.701869 USD
Volume (pcs)	104,521
Trading volume	700,863.03
Number of trades	1,496
Last size	-

Futures and Options







Related Futures	-
Related Options	-

5y



Information about previous performance does not guarantee future performance.
Source: FactSet

Recent research

on sector		on market	
Date		Headline	Download
2024/08/09		Equity Weekly	
2024/07/29		Aktienempfehlungen Österreich	
2024/07/24		Global Equity Ratings	
2024/07/24		Aktienempfehlungen Global	
2024/07/15		Aktienempfehlungen Global	

Details

2024/08/09 22:00:00

Price

6.56 USD

Difference ▼ -5.20% (-0.36)

General attributes

ISIN	US00773U2078
Symbol	ADVM
Exchange	Nasdaq
Currency	USD
Sector	Chemical / Pharmaceutical / Health
Security type	Stock
Market cap (m)	132 EUR
Benchmark	S&P 500

Market data

Bid (Bid size)	6.56 USD (1,000)
Ask (Ask size)	7.05 USD (400)
Open	6.92 USD
High	7.04 USD
Low	6.55 USD
Close (prev. day)	6.92 USD
VWAP	6.701869 USD
Volume (pcs)	104,521
Trading volume	700,863.03
Number of trades	1,496
Last size	-

Performance and Risk

	6m	1y	3y
Perf (%)	-64.87%	-62.59%	-72.10%
Perf (abs.)	-12.78	-11.58	-17.88
Beta	0.36	0.47	0.72
Volatility	69.33	96.36	79.38

5y



Information about previous performance does not guarantee future performance.
Source: FactSet

Price data

Ø price 5 days Ø volume 5 days (pcs.)	6.85 USD (244,271)
Ø price 30 days Ø volume 30 days (pcs.)	7.59 USD (490,319)
Ø price 100 days Ø volume 100 days (pcs.)	9.38 USD (358,420)
Ø price 250 days Ø volume 250 days (pcs.)	11.54 USD (203,170)
YTD High date	29.70 USD (2024/02/08)
YTD Low date	6.38 USD (2024/06/20)
52 Weeks High date	29.70 USD (2024/02/08)
52 Weeks Low date	6.38 USD (2024/06/20)

All listings for ADVERUM BIOTECHNOLOGIES INC

Exchange	Date	Time	Price	Trading volume (mio.)	Number of trades
Stuttgart	2024/08/09	08:12	6.25 EUR	0.00	3
Nasdaq	2024/08/09	22:00	6.56 USD	0.70	1,496
Munich	2024/08/09	08:03	6.35 EUR	0.00	2
London Stock Exchange	2023/07/17	15:53	21.00 USD	0.00	1
Frankfurt	2024/08/09	08:02	6.25 EUR	0.00	2

	09						
Berlin	2024/08/09	20:08	6.10	EUR	0.00		13

Company profile

Company Logo



Contact Details

ADVERUM BIOTECHNOLOGIES INC.

--

Telefon: -

Fax: -

E-mail: -

Company Profile

-

Members of Management Board

Clarence Machado Chairman of Board of Directors

C. Nicholson Member of Board of Directors

Mark Lupher Member of Board of Directors

Rabia Ozden Member of Board of Directors

Reed Tuckson Member of Board of Directors

Scott Whitcup Member of Board of Directors

Dawn Svoronos Member of Board of Directors

James Scopa Member of Board of Directors

Soo Hong Member of Board of Directors