

ROSCAN GOLD CORP.

ISIN: CA77683B1076 WKN: -

Overview

2024/07/26 21:54:03

Price

0.065 CAD

Difference  0.00% (0.00)

General attributes

ISIN	CA77683B1076
Symbol	ROS
Exchange	TSX Venture Exchange
Currency	CAD
Sector	Energy / Commodities
Security type	Stock
Market cap (m)	17 EUR
Benchmark	S&P/TSX 60 INDEX

Market data

Bid (Bid size)	0.06 CAD (1,339,000)
Ask (Ask size)	0.065 CAD (71,000)
Open	0.065 CAD
High	0.065 CAD
Low	0.065 CAD
Close (prev. day)	0.065 CAD
VWAP	0.065 CAD
Volume (pcs)	339,000
Trading volume	22,035.00
Number of trades	13
Last size	3,000

Futures and Options









Related Futures	-
Related Options	-

5y



Information about previous performance does not guarantee future performance.
Source: FactSet

Recent research

on sector			
Date		Headline	Download
2024/07/26		Equity Weekly	
2024/07/24		Global Equity Ratings	
2024/07/24		Aktienempfehlungen Global	
2024/07/15		Aktienempfehlungen Global	
2024/07/12		Equity Weekly	

Details

2024/07/26 21:54:03

Price

0.065 CAD

Difference ➔ 0.00% (0.00)

General attributes

ISIN	CA77683B1076
Symbol	ROS
Exchange	TSX Venture Exchange
Currency	CAD
Sector	Energy / Commodities
Security type	Stock
Market cap (m)	17 EUR
Benchmark	S&P/TSX 60 INDEX

Market data

Bid (Bid size)	0.06 CAD (1,339,000)
Ask (Ask size)	0.065 CAD (71,000)
Open	0.065 CAD
High	0.065 CAD
Low	0.065 CAD
Close (prev. day)	0.065 CAD
VWAP	0.065 CAD
Volume (pcs)	339,000
Trading volume	22,035.00
Number of trades	13
Last size	3,000

Performance and Risk

	6m	1y	3y
Perf (%)	-35.00%	-59.38%	-81.94%
Perf (abs.)	-0.04	-0.10	-0.30
Beta	1.29	1.23	1.27
Volatility	120.62	101.89	83.15

5y



Information about previous performance does not guarantee future performance.
Source: FactSet

Price data

Ø price 5 days Ø volume 5 days (pcs.)	0.067 CAD (293,898)
Ø price 30 days Ø volume 30 days (pcs.)	0.078 CAD (518,281)
Ø price 100 days Ø volume 100 days (pcs.)	0.084 CAD (523,232)
Ø price 250 days Ø volume 250 days (pcs.)	0.105 CAD (307,487)
YTD High date	0.130 CAD (2024/01/02)
YTD Low date	0.060 CAD (2024/02/21)
52 Weeks High date	0.170 CAD (2023/09/15)
52 Weeks Low date	0.060 CAD (2024/02/21)

All listings for ROSCAN GOLD CORP.

Exchange ⊕	Date	Time	Price	Trading volume (mio.)	Number of trades
Tradegate	2024/07/26	22:02	0.042 EUR	0.00	1
TSX Venture Exchange	2024/07/26	21:54	0.065 CAD	0.02	13
Stuttgart	2024/07/26	11:05	0.034 EUR	0.00	3
Munich	2024/07/26	08:02	0.0525 EUR	0.00	1
Frankfurt	2024/07/26	08:10	0.034 EUR	0.00	1

	26						
FINRA other OTC Issues	2024/07/ 26	21:54	0.0474	USD	0.01		12

Company profile

Company Logo

ROSCANGOLD

Company Profile

-

Contact Details

ROSCAN GOLD

--

Telefon: -

Fax: -

E-mail: -