

CYBERAGENT INC.

ISIN: JP3311400000 WKN: 4751

Overview

2024/08/01 15:30:11

Price
6.40 USDDifference  -4.48% (-0.30)

General attributes

ISIN	JP3311400000
Symbol	4751
Exchange	FINRA other OTC Issues
Currency	USD
Sector	-
Security type	Stock
Market cap (m)	2,767 EUR
Benchmark	NIKKEI 225

Market data

Bid (Bid size)	-
Ask (Ask size)	-
Open	6.40 USD
High	6.40 USD
Low	6.40 USD
Close (prev. day)	6.70 USD
VWAP	6.469895 USD
Volume (pcs)	2,500,180
Trading volume	16,175,902.00
Number of trades	3
Last size	100

Futures and Options











Related Futures	-
Related Options	-

5y



Information about previous performance does not guarantee future performance.
Source: FactSet

Recent research

on market		
Date	Headline	Download
2024/02/22	 Aktienempfehlungen Global	
2024/02/22	 Global Equity Ratings	
2023/10/27	 Global Equity Ratings	
2023/10/27	 Aktienempfehlungen Global	
2023/09/29	 Global Equity Ratings	

Details

2024/08/01 15:30:11

Price

6.40 USD

Difference ▼ -4.48% (-0.30)

General attributes

ISIN	JP3311400000
Symbol	4751
Exchange	FINRA other OTC Issues
Currency	USD
Sector	-
Security type	Stock
Market cap (m)	2,767 EUR
Benchmark	NIKKEI 225

Market data

Bid (Bid size)	-
Ask (Ask size)	-
Open	6.40 USD
High	6.40 USD
Low	6.40 USD
Close (prev. day)	6.70 USD
VWAP	6.469895 USD
Volume (pcs)	2,500,180
Trading volume	16,175,902.00
Number of trades	3
Last size	100

Performance and Risk

	6m	1y	3y
Perf (%)	+4.92%	-6.84%	-
Perf (abs.)	+0.30	-0.47	-
Beta	0.81	0.76	0.91
Volatility	106.29	87.78	64.60

5y



Information about previous performance does not guarantee future performance.
Source: FactSet

Price data

Ø price 5 days Ø volume 5 days (pcs.)	- USD (-)
Ø price 30 days Ø volume 30 days (pcs.)	6.42 USD (83,343)
Ø price 100 days Ø volume 100 days (pcs.)	6.40 USD (25,009)
Ø price 250 days Ø volume 250 days (pcs.)	6.12 USD (10,570)
YTD High date	7.29 USD (2024/02/07)
YTD Low date	5.78 USD (2024/06/12)
52 Weeks High date	7.29 USD (2024/02/07)
52 Weeks Low date	4.99 USD (2023/10/27)

All listings for CYBERAGENT INC.

Exchange	Date	Time	Price	Trading volume (mio.)	Number of trades
Tradegate	2024/08/09	22:02	5.50 EUR	0.00	1
Tokyo Stock Exchange	2024/08/09	08:00	881.00 JPY	55.61	15,751
Stuttgart	2024/08/09	08:05	5.45 EUR	0.00	3
Munich	2024/08/09	08:02	5.50 EUR	0.00	1
Hanover	2024/08/09	08:01	5.45 EUR	0.00	1

	09					
Frankfurt	2024/08/09	08:22	5.45 EUR	0.00		1
FINRA other OTC Issues	2024/08/01	15:30	6.40 USD	16.18		3
Duesseldorf	2024/08/09	19:31	5.40 EUR	0.00		6
Berlin	2024/08/09	21:05	5.45 EUR	0.00		7

Company profile

Company Logo

Contact Details

CYBER AGENT

--

Telefon: -

Fax: -

E-mail: -

Company Profile

-