

CYBERAGENT INC.

ISIN: JP3311400000 WKN: 4751

Overview

2024/04/25 18:43:40

Price
6.45 USDDifference  -4.09% (-0.28)

General attributes

ISIN	JP3311400000
Symbol	4751
Exchange	FINRA other OTC Issues
Currency	USD
Sector	-
Security type	Stock
Market cap (m)	2,956 EUR
Benchmark	NIKKEI 225

Market data

Bid (Bid size)	-
Ask (Ask size)	-
Open	6.45 USD
High	6.45 USD
Low	6.45 USD
Close (prev. day)	6.725 USD
VWAP	6.45 USD
Volume (pcs)	50
Trading volume	322.50
Number of trades	1
Last size	50

Futures and Options











Related Futures	-
Related Options	-

5y



Information about previous performance does not guarantee future performance.
Source: FactSet

Recent research

on market		
Date	Headline	Download
2024/02/22	 Aktienempfehlungen Global	
2024/02/22	 Global Equity Ratings	
2023/10/27	 Global Equity Ratings	
2023/10/27	 Aktienempfehlungen Global	
2023/09/29	 Global Equity Ratings	

Details

2024/04/25 18:43:40

Price

6.45 USD

Difference ▼ -4.09% (-0.28)

General attributes

ISIN	JP3311400000
Symbol	4751
Exchange	FINRA other OTC Issues
Currency	USD
Sector	-
Security type	Stock
Market cap (m)	2,956 EUR
Benchmark	NIKKEI 225

Market data

Bid (Bid size)	-
Ask (Ask size)	-
Open	6.45 USD
High	6.45 USD
Low	6.45 USD
Close (prev. day)	6.725 USD
VWAP	6.45 USD
Volume (pcs)	50
Trading volume	322.50
Number of trades	1
Last size	50

Performance and Risk

	6m	1y	3y
Perf (%)	+21.70%	-23.40%	-65.42%
Perf (abs.)	+1.15	-1.97	-12.20
Beta	0.67	0.63	0.95
Volatility	106.95	76.17	62.92

5y



Information about previous performance does not guarantee future performance.
Source: FactSet

Price data

Ø price 5 days Ø volume 5 days (pcs.)	6.59 USD (20)
Ø price 30 days Ø volume 30 days (pcs.)	6.68 USD (13)
Ø price 100 days Ø volume 100 days (pcs.)	6.46 USD (103)
Ø price 250 days Ø volume 250 days (pcs.)	6.22 USD (697)
YTD High date	7.29 USD (2024/02/07)
YTD Low date	6.10 USD (2024/01/16)
52 Weeks High date	7.39 USD (2023/06/13)
52 Weeks Low date	4.99 USD (2023/10/27)

Arbitrage views

Exchange ⊕	Date	Time	Price	Trading volume (mio.)	Number of trades
Tradegate	2024/04/30	22:02	5.85 EUR	0.00	1
Tokyo Stock Exchange	2024/05/01	08:00	982.40 JPY	64.58	13,966
Stuttgart	2024/04/30	10:32	5.90 EUR	0.00	4
Munich	2024/04/30	08:03	5.95 EUR	0.00	2
Hanover	2024/04/30	08:11	5.90 EUR	0.00	3

	30					
Frankfurt	2024/04/ 30	08:37	5.85 EUR	0.00		3
FINRA other OTC Issues	2024/04/ 25	18:43	6.45 USD	0.00		1
Duesseldorf	2024/04/ 30	19:31	5.75 EUR	0.00		7
Berlin	2024/04/ 30	21:05	5.90 EUR	0.00		8

Company profile

Company Logo

Contact Details

CYBER AGENT

--

Telefon: -

Fax: -

E-mail: -

Company Profile

-