

CYBERAGENT INC.

ISIN: JP3311400000 WKN: 4751

Overview

2024/03/19 20:49:40

Price

7.045 USD

Difference  5.94% (0.40)

General attributes

ISIN	JP3311400000
Symbol	4751
Exchange	FINRA other OTC Issues
Currency	USD
Sector	-
Security type	Stock
Market cap (m)	3,032 EUR
Benchmark	NIKKEI 225

Market data

Bid (Bid size)	-
Ask (Ask size)	-
Open	7.20 USD
High	7.20 USD
Low	7.045 USD
Close (prev. day)	6.65 USD
VWAP	7.1225 USD
Volume (pcs)	270
Trading volume	1,923.08
Number of trades	2
Last size	135

Futures and Options

Related Futures	-
Related Options	-

5y













Information about previous performance does not guarantee future performance.

Source: FactSet

Recent research

on market

Date	Headline	Download
2024/02/22	 Aktienempfehlungen Global	
2024/02/22	 Global Equity Ratings	
2023/10/27	 Global Equity Ratings	
2023/10/27	 Aktienempfehlungen Global	
2023/09/29	 Global Equity Ratings	

Details

2024/03/19 20:49:40

Price

7.045 USD

Difference ▲ 5.94% (0.40)

General attributes

ISIN	JP3311400000
Symbol	4751
Exchange	FINRA other OTC Issues
Currency	USD
Sector	-
Security type	Stock
Market cap (m)	3,032 EUR
Benchmark	NIKKEI 225

Market data

Bid (Bid size)	-
Ask (Ask size)	-
Open	7.20 USD
High	7.20 USD
Low	7.045 USD
Close (prev. day)	6.65 USD
VWAP	7.1225 USD
Volume (pcs)	270
Trading volume	1,923.08
Number of trades	2
Last size	135

Performance and Risk

	6m	1y	3y
Perf (%)	-	-	-59.10%
Perf (abs.)	-	-	-10.18
Beta	0.59	0.60	0.93
Volatility	97.97	69.25	61.47

5y



Information about previous performance does not guarantee future performance.
Source: FactSet

Price data

Ø price 5 days Ø volume 5 days (pcs.)	- USD (-)
Ø price 30 days Ø volume 30 days (pcs.)	6.995 USD (14)
Ø price 100 days Ø volume 100 days (pcs.)	6.038 USD (395)
Ø price 250 days Ø volume 250 days (pcs.)	6.666 USD (741)
YTD High date	7.290 USD (2024/02/07)
YTD Low date	6.100 USD (2024/01/16)
52 Weeks High date	8.580 USD (2023/03/22)
52 Weeks Low date	4.990 USD (2023/10/27)

Arbitrage views

Exchange ⊕	Date	Time	Price	Trading volume (mio.)	Number of trades
Tradegate	2024/04/16	22:26	6.05 EUR	0.00	1
Tokyo Stock Exchange	2024/04/16	08:00	981.00 JPY	93.36	16,323
Stuttgart	2024/04/16	09:25	5.85 EUR	0.00	3
Munich	2024/04/16	08:05	6.05 EUR	0.00	2
Hanover	2024/04/16	08:00	5.95 EUR	0.00	3

	16					
Frankfurt	2024/04/ 16	08:28	6.00 EUR	0.00		2
FINRA other OTC Issues	2024/03/ 19	20:49	7.045 USD	0.00		2
Duesseldorf	2024/04/ 16	19:31	5.90 EUR	0.00		7
Berlin	2024/04/ 16	21:05	6.00 EUR	0.00		8

Company profile

Company Logo

Contact Details

CYBER AGENT

--

Telefon: -

Fax: -

E-mail: -

Company Profile

-