

## HEIDELBERG PHARMA AG

ISIN: DE000A11QVV0 WKN: A11QVV

## Overview

2020/09/21 11:10:23

Price  
4.07 EURDifference  -0.63% (-0.03)

## General attributes

ISIN	DE000A11QVV0
Symbol	HPHA
Exchange	London Stock Exchange
Currency	EUR
Sector	Chemical / Pharmaceutical / Health
Security type	Stock
Market cap (m)	138 EUR
Benchmark	GERMANY DAX

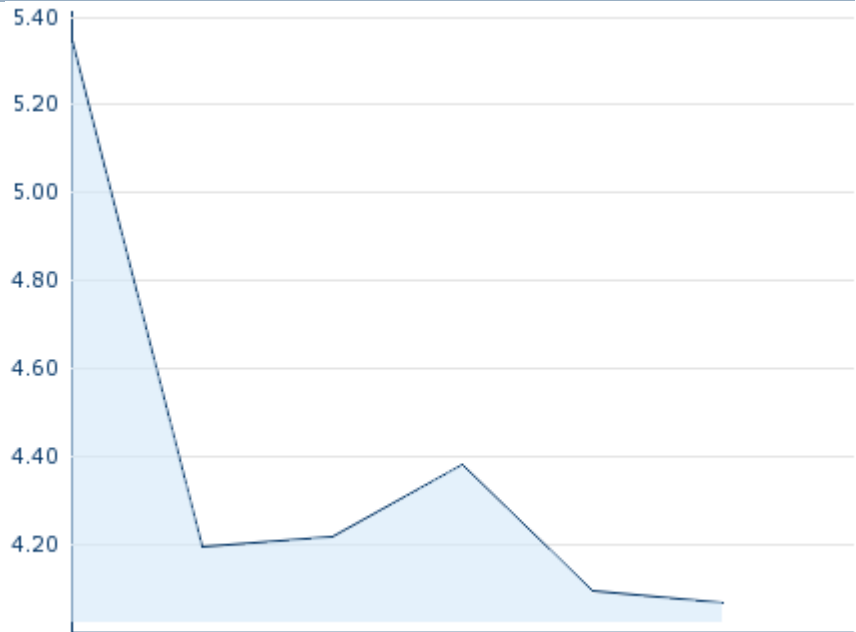
## Market data

Bid (Bid size)	3.00 EUR (20,000)
Ask (Ask size)	3.31 EUR (20,000)
Open	4.07 EUR
High	4.07 EUR
Low	4.07 EUR
Close (prev. day)	4.0956 EUR
VWAP	4.07 EUR
Volume (pcs)	500
Trading volume	2,035.00
Number of trades	1
Last size	500

## Futures and Options

Related Futures	-
Related Options	-

5y



Information about previous performance does not guarantee future performance.  
Source: FactSet

## Recent research

on sector		on market	
Date		Headline	Download
2024/05/13		Aktienempfehlungen Österreich	
2024/05/10		Equity Weekly	
2024/04/29		Aktienempfehlungen Österreich	
2024/04/26		Global Equity Ratings	
2024/04/26		Aktienempfehlungen Global	

## Details

2020/09/21 11:10:23

**Price**  
4.07 EUR

**Difference**  -0.63% (-0.03)

## General attributes

ISIN	DE000A11QVV0
Symbol	HPHA
Exchange	London Stock Exchange
Currency	EUR
Sector	Chemical / Pharmaceutical / Health
Security type	Stock
Market cap (m)	138 EUR
Benchmark	GERMANY DAX

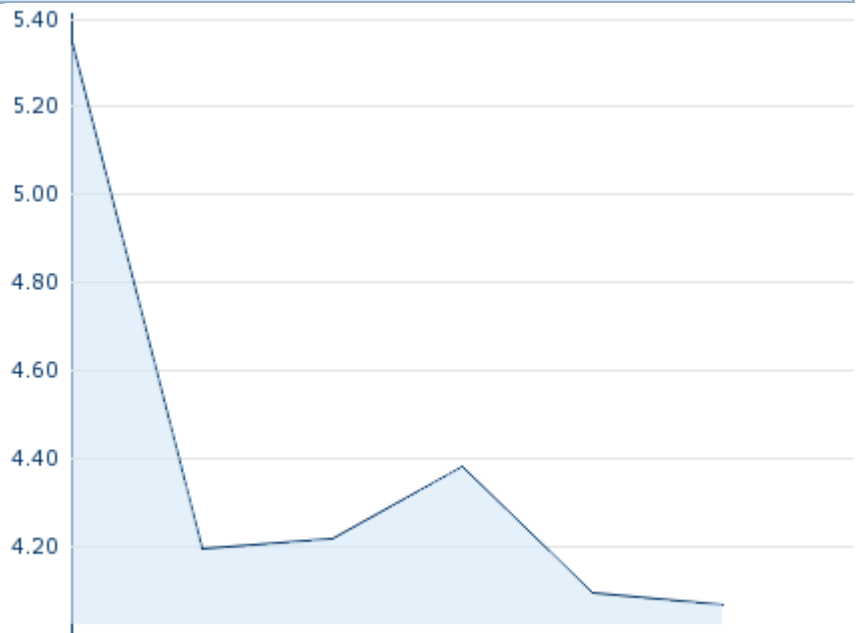
## Market data

Bid (Bid size)	3.00 EUR (20,000)
Ask (Ask size)	3.31 EUR (20,000)
Open	4.07 EUR
High	4.07 EUR
Low	4.07 EUR
Close (prev. day)	4.0956 EUR
VWAP	4.07 EUR
Volume (pcs)	500
Trading volume	2,035.00
Number of trades	1
Last size	500

## Performance and Risk

	6m	1y	3y
Perf (%)	-	-	+38.17%
Perf (abs.)	-	-	+1.12
Beta	0.51	0.31	0.67
Volatility	164.07	164.07	53.61

5y




Information about previous performance does not guarantee future performance.  
Source: FactSet

## Price data

Ø price 5 days   Ø volume 5 days (pcs.)	4.19 EUR (570)
Ø price 30 days   Ø volume 30 days (pcs.)	3.29 EUR (145)
Ø price 100 days   Ø volume 100 days (pcs.)	2.88 EUR (44)
Ø price 250 days   Ø volume 250 days (pcs.)	2.75 EUR (51)
YTD High   date	5.35 EUR (2020/04/06)
YTD Low   date	4.07 EUR (2020/09/21)
52 Weeks High   date	5.35 EUR (2020/04/06)
52 Weeks Low   date	4.07 EUR (2020/09/21)

## Arbitrage views

Exchange 	Date	Time	Price	Trading volume (mio.)	Number of trades
Xetra	2024/05/14	17:36	2.97 EUR	0.00	1
Tradegate	2024/05/14	22:26	2.97 EUR	0.00	4
Stuttgart	2024/05/14	21:45	2.95 EUR	0.00	59
Munich	2024/05/14	08:00	3.01 EUR	0.00	1
London Stock	2020/09/21	11:10	4.07 EUR	0.00	1

Exchange	21					
Hamburg	2024/05/14	08:16	2.91	EUR	0.00	3
Frankfurt	2024/05/14	21:49	2.95	EUR	0.00	3
Duesseldorf	2024/05/14	19:30	2.94	EUR	0.00	7
Berlin	2024/05/14	08:00	2.91	EUR	0.00	2

## Company profile

### Company Logo



### Contact Details

HEIDELBERG PHARMA AG

--

Gregor-Mendel-Strasse 22 - 68526  
Ladenburg

Telefon: +49-6209-1009-0

Fax: +49-6209-1009-19

E-mail: -

### Company Profile

-

#### Members of Management Board

Andras Strasz Member of Executive Committee

Dr. Andreas Pahl Member of Executive Committee

George Badescu Member of Executive Committee

Jörg Kemkowski Member of Executive Committee

Walter Miller Member of Executive Committee

#### Board of directors

Christof Hettich Chairman of Supervisory Board

Birgit Kudlek Member of Supervisory Board

Dong Zhou Liu Member of Supervisory Board

Friedrich von Bohlen und Halbach Member of Supervisory Board

Georg F. Baur Member of Supervisory Board

Mathias Hothum Member of Supervisory Board

Yan Xia Member of Supervisory Board