

WEST VAULT MINING INC.

ISIN: CA95640X1033 WKN: -

Overview

2024/07/26 08:05:14

Price
0.565 EURDifference  -1.74% (-0.01)

General attributes

ISIN	CA95640X1033
Symbol	WVM
Exchange	Frankfurt
Currency	EUR
Sector	Energy / Commodities
Security type	Stock
Market cap (m)	36 EUR
Benchmark	S&P/TSX 60 INDEX

Market data

Bid (Bid size)	-
Ask (Ask size)	-
Open	0.565 EUR
High	0.565 EUR
Low	0.565 EUR
Close (prev. day)	0.575 EUR
VWAP	0.785 EUR
Volume (pcs)	0
Trading volume	0.00
Number of trades	2
Last size	0

Futures and Options








Related Futures	-
Related Options	-

5y



Information about previous performance does not guarantee future performance.
Source: FactSet

Recent research

on sector			
Date		Headline	Download
2024/07/26		Equity Weekly	
2024/07/24		Global Equity Ratings	
2024/07/24		Aktienempfehlungen Global	
2024/07/15		Aktienempfehlungen Global	
2024/07/12		Equity Weekly	

Details

2024/07/26 08:05:14

Price

0.565 EUR

Difference 📉 -1.74% (-0.01)

General attributes

ISIN	CA95640X1033
Symbol	WVM
Exchange	Frankfurt
Currency	EUR
Sector	Energy / Commodities
Security type	Stock
Market cap (m)	36 EUR
Benchmark	S&P/TSX 60 INDEX

Market data

Bid (Bid size)	-
Ask (Ask size)	-
Open	0.565 EUR
High	0.565 EUR
Low	0.565 EUR
Close (prev. day)	0.575 EUR
VWAP	0.785 EUR
Volume (pcs)	0
Trading volume	0.00
Number of trades	2
Last size	0

Performance and Risk

	6m	1y	3y
Perf (%)	-2.59%	-3.42%	-23.65%
Perf (abs.)	-0.02	-0.02	-0.18
Beta	-0.02	0.61	0.38
Volatility	75.65	69.17	65.28

5y



Information about previous performance does not guarantee future performance.
Source: FactSet

Price data

Ø price 5 days Ø volume 5 days (pcs.)	0.574 EUR (0)
Ø price 30 days Ø volume 30 days (pcs.)	0.592 EUR (0)
Ø price 100 days Ø volume 100 days (pcs.)	0.648 EUR (37)
Ø price 250 days Ø volume 250 days (pcs.)	0.615 EUR (249)
YTD High date	0.785 EUR (2024/06/03)
YTD Low date	0.550 EUR (2024/02/02)
52 Weeks High date	0.785 EUR (2024/06/03)
52 Weeks Low date	0.505 EUR (2023/08/22)

All listings for WEST VAULT MINING INC.

Exchange 📍	Date	Time	Price	Trading volume (mio.)	Number of trades
TSX Venture Exchange	2024/07/25	15:30	0.93 CAD	0.00	1
Frankfurt	2024/07/26	08:05	0.565 EUR	0.00	2
FINRA other OTC Issues	2024/07/25	15:30	0.6687 USD	0.00	1

Company profile

Company Logo

Contact Details

WEST VAULT MINING

--

Telefon: -

Fax: -

E-mail: -

Company Profile

-