

## WEST VAULT MINING INC.

ISIN: CA95640X1033 WKN: -

## Overview

2024/07/24 08:02:19

Price  
0.575 EURDifference  0.00% (0.00)

## General attributes

ISIN	CA95640X1033
Symbol	WVM
Exchange	Frankfurt
Currency	EUR
Sector	Energy / Commodities
Security type	Stock
Market cap (m)	37 EUR
Benchmark	S&P/TSX 60 INDEX

## Market data

Bid (Bid size)	-
Ask (Ask size)	-
Open	0.575 EUR
High	0.575 EUR
Low	0.575 EUR
Close (prev. day)	0.575 EUR
VWAP	0.785 EUR
Volume (pcs)	0
Trading volume	0.00
Number of trades	1
Last size	0

## Futures and Options










Related Futures	-
Related Options	-

5y



Information about previous performance does not guarantee future performance.  
Source: FactSet

## Recent research

on sector	Date	Headline	Download
	2024/07/24	 Global Equity Ratings	
	2024/07/24	 Aktienempfehlungen Global	
	2024/07/15	 Aktienempfehlungen Global	
	2024/07/12	 Equity Weekly	
	2024/07/12	 Global Equity Ratings	

## Details

2024/07/24 08:02:19

### Price

0.575 EUR

Difference ↔ 0.00% (0.00)

### General attributes

ISIN	CA95640X1033
Symbol	WVM
Exchange	Frankfurt
Currency	EUR
Sector	Energy / Commodities
Security type	Stock
Market cap (m)	37 EUR
Benchmark	S&P/TSX 60 INDEX

### Market data

Bid (Bid size)	-
Ask (Ask size)	-
Open	0.575 EUR
High	0.575 EUR
Low	0.575 EUR
Close (prev. day)	0.575 EUR
VWAP	0.785 EUR
Volume (pcs)	0
Trading volume	0.00
Number of trades	1
Last size	0

### Performance and Risk

	6m	1y	3y
Perf (%)	+0.00%	-6.50%	-22.82%
Perf (abs.)	+0.00	-0.04	-0.17
Beta	-0.02	0.59	0.38
Volatility	75.78	69.24	65.36

5y



Information about previous performance does not guarantee future performance.  
Source: FactSet

### Price data

Ø price 5 days   Ø volume 5 days (pcs.)	0.574 EUR (0)
Ø price 30 days   Ø volume 30 days (pcs.)	0.595 EUR (0)
Ø price 100 days   Ø volume 100 days (pcs.)	0.649 EUR (75)
Ø price 250 days   Ø volume 250 days (pcs.)	0.616 EUR (249)
YTD High   date	0.785 EUR (2024/06/03)
YTD Low   date	0.550 EUR (2024/02/02)
52 Weeks High   date	0.785 EUR (2024/06/03)
52 Weeks Low   date	0.505 EUR (2023/08/22)

### Arbitrage views

Exchange <span>⊕</span>	Date	Time	Price	Trading volume (mio.)	Number of trades
TSX Venture Exchange	2024/07/23	21:54	0.95 CAD	0.01	4
Frankfurt	2024/07/24	08:02	0.575 EUR	0.00	1
FINRA other OTC Issues	2024/07/18	15:30	0.66 USD	0.00	2

## Company profile

### Company Logo

#### Contact Details

WEST VAULT MINING

--

----

Telefon: -

Fax: -

E-mail: -

### Company Profile

-