

NN GROUP N.V.

ISIN: **NL0010773842** WKN: -

Overview

2024/10/18 08:05:58

Price

46.50 EUR

Difference  0.93% (0.43)

General attributes

ISIN NL0010773842

Symbol NN

Exchange Munich

Currency EUR

Sector Financial

Security type Stock

Market cap (m) 12,799 EUR

Benchmark AMSTERDAM EXCHANGES INDEX

Market data

Bid (Bid size) -

Ask (Ask size) -

Open 46.50 EUR

High 46.50 EUR

Low 46.50 EUR

Close (prev. day) 46.07 EUR

VWAP 43.90 EUR

Volume (pcs) 0

Trading volume 0.00

Number of trades 2

Last size 0

Futures and Options

Related Futures 35









Related Options -

5y



Information about previous performance does not guarantee future performance.
Source: FactSet

Recent research

on sector		on market	
Date		Headline	Download
2024/10/14		Aktienempfehlungen Österreich	
2024/09/27		Global Equity Ratings	
2024/09/27		Aktienempfehlungen Global	
2024/09/23		Aktienempfehlungen Österreich	
2024/09/11		Global Equity Ratings	

Details

2024/10/18 08:05:58

Price

46.50 EUR

Difference ▲ 0.93% (0.43)

General attributes

ISIN	NL0010773842
Symbol	NN
Exchange	Munich
Currency	EUR
Sector	Financial
Security type	Stock
Market cap (m)	12,799 EUR
Benchmark	AMSTERDAM EXCHANGES INDEX

Market data

Bid (Bid size)	-
Ask (Ask size)	-
Open	46.50 EUR
High	46.50 EUR
Low	46.50 EUR
Close (prev. day)	46.07 EUR
VWAP	43.90 EUR
Volume (pcs)	0
Trading volume	0.00
Number of trades	2
Last size	0

Performance and Risk

	6m	1y	3y
Perf (%)	+9.41%	+50.88%	+0.56%
Perf (abs.)	+4.00	+15.68	+0.26
Beta	0.49	0.46	0.80
Volatility	15.95	19.40	26.38

5y



Information about previous performance does not guarantee future performance.
Source: FactSet

Price data

Ø price 5 days Ø volume 5 days (pcs.)	45.80 EUR (0)
Ø price 30 days Ø volume 30 days (pcs.)	44.82 EUR (9)
Ø price 100 days Ø volume 100 days (pcs.)	44.31 EUR (12)
Ø price 250 days Ø volume 250 days (pcs.)	40.86 EUR (22)
YTD High date	46.73 EUR (2024/07/31)
YTD Low date	35.93 EUR (2024/01/02)
52 Weeks High date	46.73 EUR (2024/07/31)
52 Weeks Low date	29.46 EUR (2023/10/26)

All listings for NN GROUP N.V.

Exchange	Date	Time	Price	Trading volume (mio.)	Number of trades
Xetra	2024/10/18	17:35	46.39 EUR	0.00	1
Vienna Stock Exchange	2024/10/18	15:30	46.44 EUR	0.00	4
Tradegate	2024/10/18	22:26	46.67 EUR	0.21	74
Stuttgart	2024/10/18	16:54	46.40 EUR	0.00	12
Munich	2024/10/18	08:05	46.50 EUR	0.00	2

	10/18						
London Stock Exchange European Trade Reporting	2024/ 10/18	17:30	46.43	EUR	0.00		3
Hanover	2024/ 10/18	17:25	46.42	EUR	0.01		4
Frankfurt	2024/ 10/18	09:27	46.41	EUR	0.00		2
FINRA other OTC Issues	2024/ 10/07	17:21	48.10	USD	0.63		6
Euronext Milan MTF Trading After Hours	-	-	-		0.00		-
Euronext Amsterdam	2024/ 10/18	17:35	46.45	EUR	24.83		3,603
Duesseldorf	2024/ 10/18	08:10	46.44	EUR	0.00		3
Berlin	2024/ 10/18	08:06	46.50	EUR	0.00		1

Company profile

Company Logo



Contact Details

NN GROUP NV

--

Schenkkade 65 - 2595 AS The Hague

Telefon: +31-70-513-03-03

Fax: +

E-mail: external.communications@nn-group.com

Company Profile

-

Members of Management Board

David Knibbe Chairman of Managing Board

Annemiek van Melick Member of Executive Committee

Bernhard Kaufmann Member of Executive Committee

Dailah Nihot Member of Executive Committee

Frank Eijsink Member of Executive Committee

Janet Stuijt Member of Executive Committee

Leon M. van Riet Member of Executive Committee

Tjeerd Bosklopper Member of Executive Committee

Board of directors

David Cole Chairman of Supervisory Board

Cecilia Leuzinger Member of Supervisory Board

Inga Beale Member of Supervisory Board

J. V. Timmermans Member of Supervisory Board

Pauline van der Meer Mohr Member of Supervisory Board

Rob Lelieveld Member of Supervisory Board

Robert Jenkins Member of Supervisory Board