

# NN GROUP N.V.

ISIN: **NL0010773842** WKN: -

## Overview

2024/04/26 17:03:18

**Price**  
43.30 EUR

**Difference**  0.44% (0.19)

### General attributes

ISIN	NL0010773842
Symbol	NN
Exchange	Stuttgart
Currency	EUR
Sector	Financial
Security type	Stock
Market cap (m)	11,817 EUR
Benchmark	AMSTERDAM EXCHANGES INDEX

### Market data

Bid (Bid size)	- (0)
Ask (Ask size)	- (0)
Open	43.59 EUR
High	43.59 EUR
Low	43.30 EUR
Close (prev. day)	43.11 EUR
VWAP	-
Volume (pcs)	200
Trading volume	8,660.00
Number of trades	7
Last size	200

### Futures and Options






Related Futures	38
Related Options	-

5y



Information about previous performance does not guarantee future performance.  
Source: FactSet

### Recent research

on sector		on market	
Date		Headline	Download
2024/04/26		Global Equity Ratings	
2024/04/26		Aktienempfehlungen Global	
2024/04/19		Equity Weekly	
2024/04/15		Aktienempfehlungen Österreich	
2024/04/03		Global Equity Ratings	

# Details

2024/04/26 17:03:18

**Price**

43.30 EUR

**Difference** ▲ 0.44% (0.19)

**General attributes**

ISIN	NL0010773842
Symbol	NN
Exchange	Stuttgart
Currency	EUR
Sector	Financial
Security type	Stock
Market cap (m)	11,817 EUR
Benchmark	AMSTERDAM EXCHANGES INDEX

**Market data**

Bid (Bid size)	- (0)
Ask (Ask size)	- (0)
Open	43.59 EUR
High	43.59 EUR
Low	43.30 EUR
Close (prev. day)	43.11 EUR
VWAP	-
Volume (pcs)	200
Trading volume	8,660.00
Number of trades	7
Last size	200

**Performance and Risk**

	6m	1y	3y
Perf (%)	+44.43%	+29.37%	+4.04%
Perf (abs.)	+13.32	+9.83	+1.68
Beta	0.35	0.66	0.81
Volatility	20.69	29.42	27.10

5y



Information about previous performance does not guarantee future performance.  
Source: FactSet

**Price data**

Ø price 5 days   Ø volume 5 days (pcs.)	43.32 EUR (142)
Ø price 30 days   Ø volume 30 days (pcs.)	42.55 EUR (339)
Ø price 100 days   Ø volume 100 days (pcs.)	38.89 EUR (145)
Ø price 250 days   Ø volume 250 days (pcs.)	35.61 EUR (75)
YTD High   date	43.80 EUR (2024/04/10)
YTD Low   date	35.72 EUR (2024/01/02)
52 Weeks High   date	43.80 EUR (2024/04/10)
52 Weeks Low   date	28.33 EUR (2023/09/28)

**All listings for NN GROUP N.V.**

Exchange	Date	Time	Price	Trading volume (mio.)	Number of trades
Xetra	2024/04/26	15:56	43.53 EUR	0.00	1
Vienna Stock Exchange	2024/04/26	09:05	43.46 EUR	0.00	3
Tradegate	2024/04/26	22:26	43.21 EUR	0.10	75
Stuttgart	2024/04/26	17:03	43.30 EUR	0.01	7
Munich	2024/	08:11	43.60 EUR	0.00	1

	04/26					
London Stock Exchange European Trade Reporting	2024/ 04/26	17:30	43.505 EUR	0.00		2
Hanover	2024/ 04/26	08:00	43.61 EUR	0.00		3
Frankfurt	2024/ 04/26	21:41	43.15 EUR	0.01		2
FINRA other OTC Issues	2024/ 04/26	16:51	46.25 USD	0.00		2
Euronext Milan MTF Trading After Hours	-	-	-	0.00		-
Euronext Amsterdam	2024/ 04/26	17:35	43.15 EUR	26.28		3,130
Duesseldorf	2024/ 04/26	08:10	43.39 EUR	0.00		3
Berlin	2024/ 04/26	08:11	43.60 EUR	0.00		2

## Company profile

### Company Logo



### Contact Details

NN GROUP NV

--

Schenkkade 65 - 2595 AS The Hague

Telefon: +31-70-513-03-03

Fax: +

E-mail: [external.communications@nn-group.com](mailto:external.communications@nn-group.com)

### Company Profile

-

#### Members of Management Board

David Knibbe Chairman of Managing Board

Annemiek van Melick Member of Executive Committee

Bernhard Kaufmann Member of Executive Committee

Dailah Nihot Member of Executive Committee

Fabian Rupprecht Member of Executive Committee

Janet Stuijt Member of Executive Committee

Leon M. van Riet Member of Executive Committee

Tjeerd Bosklopper Member of Executive Committee

#### Board of directors

David Cole Chairman of Supervisory Board

Cecilia Leuzinger Member of Supervisory Board

Hans Schoen Member of Supervisory Board

Inga Beale Member of Supervisory Board

Pauline van der Meer Mohr Member of Supervisory Board

Rob Lelieveld Member of Supervisory Board

Robert Jenkins Member of Supervisory Board