


IMCD N.V.

ISIN: NL0010801007 WKN: -

Overview

2024/04/25 17:17:56		
Price	147.30 EUR	
Difference		-2.06% (-3.10)

General attributes	
ISIN	NL0010801007
Symbol	IMCD
Exchange	Stuttgart
Currency	EUR
Sector	Chemical / Pharmaceutical / Health
Security type	Stock
Market cap (m)	8,481 EUR
Benchmark	AMSTERDAM EXCHANGES INDEX




Market data	
Bid (Bid size)	- (0)
Ask (Ask size)	- (0)
Open	150.55 EUR
High	150.55 EUR
Low	146.35 EUR
Close (prev. day)	150.40 EUR
VWAP	-
Volume (pcs)	0
Trading volume	0.00
Number of trades	7
Last size	0

Futures and Options	
Related Futures	38
Related Options	-



Information about previous performance does not guarantee future performance.
Source: FactSet

Recent research

on sector		on market	
Date		Headline	Download
2024/04/15		Aktienempfehlungen Österreich	
2024/04/03		Global Equity Ratings	
2024/04/03		Aktienempfehlungen Global	
2024/04/03		Aktienempfehlungen Österreich	
2024/03/22		Equity Weekly	

Details

2024/04/25 17:17:56	
Price	147.30 EUR
Difference	<div><div></div><div>-2.06% (-3.10)</div></div>

General attributes	
ISIN	NL0010801007
Symbol	IMCD
Exchange	Stuttgart
Currency	EUR
Sector	Chemical / Pharmaceutical / Health
Security type	Stock
Market cap (m)	8,481 EUR
Benchmark	AMSTERDAM EXCHANGES INDEX

Market data	
Bid (Bid size)	- (0)
Ask (Ask size)	- (0)
Open	150.55 EUR
High	150.55 EUR
Low	146.35 EUR
Close (prev. day)	150.40 EUR
VWAP	-
Volume (pcs)	0
Trading volume	0.00
Number of trades	7
Last size	0

Performance and Risk			
	6m	1y	3y
Perf (%)	+33.61%	+3.22%	+21.48%
Perf (abs.)	+37.05	+4.60	+26.05
Beta	1.10	1.09	1.11
Volatility	26.38	24.94	31.60



Information about previous performance does not guarantee future performance.
Source: FactSet

Price data	
Ø price 5 days Ø volume 5 days (pcs.)	150.27 EUR (0)
Ø price 30 days Ø volume 30 days (pcs.)	156.53 EUR (22)
Ø price 100 days Ø volume 100 days (pcs.)	148.85 EUR (9)
Ø price 250 days Ø volume 250 days (pcs.)	136.04 EUR (5)
YTD High date	166.60 EUR (2024/03/25)
YTD Low date	137.05 EUR (2024/02/13)
52 Weeks High date	166.60 EUR (2024/03/25)
52 Weeks Low date	108.70 EUR (2023/10/20)

Arbitrage views					
Exchange	Date	Time	Price	Trading volume (mio.)	Number of trades
Vienna Stock Exchange	2024/04/24	09:05	154.70 EUR	0.00	3
Tradegate	2024/04/25	22:26	149.45 EUR	0.02	3
Stuttgart	2024/04/25	17:17	147.30 EUR	0.00	7
Munich	2024/04/25	08:02	151.90 EUR	0.00	2

London Stock Exchange European Trade Reporting	2024/ 04/25	17:30	148.20 EUR	0.00	2
Frankfurt	2024/ 04/25	08:03	149.25 EUR	0.00	2
FINRA other OTC Issues	2024/ 04/11	20:06	168.355 USD	0.00	2
Euronext Milan MTF Trading After Hours	-	-	-	0.00	-
Euronext Amsterdam	2024/ 04/25	17:38	149.00 EUR	23.99	4,452
Duesseldorf	2024/ 04/25	08:11	150.20 EUR	0.00	3
Berlin	2024/ 04/25	21:50	149.40 EUR	0.00	18

Company profile

Company Logo



Contact Details

IMCD NV
--
Wilhelminaplein 32 - 3072 DE Rotterdam
Telefon: +31-10-290-86-84
Fax: +
E-mail: -

Company Profile

-

Members of Management Board

Piet van der Slikke	Chairman of Managing Board
Hans Kooijmans	Member of Executive Committee
Marcus Jordan	Member of Executive Committee

Board of directors

Janus Smalbraak	Chairman of Supervisory Board
Amy Motto	Member of Supervisory Board
Dorthe Mikkelsen	Member of Supervisory Board
Stephan Ronald Nanninga	Member of Supervisory Board
Willem Eelman	Member of Supervisory Board