

## WESTHAVEN GOLD INC.

ISIN: CA9603501060 WKN: -

## Overview

2024/07/26 18:25:43

Price  
0.1072 USDDifference  -2.37% (-0.00)

## General attributes

ISIN	CA9603501060
Symbol	WHN
Exchange	FINRA other OTC Issues
Currency	USD
Sector	Energy / Commodities
Security type	Stock
Market cap (m)	15 EUR
Benchmark	S&P/TSX 60 INDEX

## Market data

Bid (Bid size)	-
Ask (Ask size)	-
Open	0.106 USD
High	0.109 USD
Low	0.1055 USD
Close (prev. day)	0.1098 USD
VWAP	0.106553 USD
Volume (pcs)	9,507
Trading volume	1,012.97
Number of trades	9
Last size	100

## Futures and Options






Related Futures	-
Related Options	-

5y



Information about previous performance does not guarantee future performance.  
Source: FactSet

## Recent research

on sector			
Date		Headline	Download
2024/07/26		Equity Weekly	
2024/07/24		Global Equity Ratings	
2024/07/24		Aktienempfehlungen Global	
2024/07/15		Aktienempfehlungen Global	
2024/07/12		Equity Weekly	

## Details

2024/07/26 18:25:43

## Price

0.1072 USD

Difference 📉 -2.37% (-0.00)

## General attributes

ISIN	CA9603501060
Symbol	WHN
Exchange	FINRA other OTC Issues
Currency	USD
Sector	Energy / Commodities
Security type	Stock
Market cap (m)	15 EUR
Benchmark	S&P/TSX 60 INDEX

## Market data

Bid (Bid size)	-
Ask (Ask size)	-
Open	0.106 USD
High	0.109 USD
Low	0.1055 USD
Close (prev. day)	0.1098 USD
VWAP	0.106553 USD
Volume (pcs)	9,507
Trading volume	1,012.97
Number of trades	9
Last size	100

## Performance and Risk

	6m	1y	3y
Perf (%)	-14.92%	-44.40%	-77.19%
Perf (abs.)	-0.02	-0.09	-0.36
Beta	1.01	0.24	0.54
Volatility	71.63	77.65	78.20

5y



Information about previous performance does not guarantee future performance.  
Source: FactSet

## Price data

Ø price 5 days   Ø volume 5 days (pcs.)	0.1121 USD (53,538)
Ø price 30 days   Ø volume 30 days (pcs.)	0.1213 USD (45,105)
Ø price 100 days   Ø volume 100 days (pcs.)	0.1510 USD (55,190)
Ø price 250 days   Ø volume 250 days (pcs.)	0.1552 USD (45,916)
YTD High   date	0.1950 USD (2024/04/12)
YTD Low   date	0.1055 USD (2024/07/26)
52 Weeks High   date	0.2319 USD (2023/11/29)
52 Weeks Low   date	0.1055 USD (2024/07/26)

## All listings for WESTHAVEN GOLD INC.

Exchange <span>📍</span>	Date	Time	Price	Trading volume (mio.)	Number of trades
Tradegate	2024/07/26	22:26	0.0982 EUR	0.00	1
TSX Venture Exchange	2024/07/26	21:53	0.145 CAD	0.01	5
Stuttgart	2024/07/26	16:41	0.105 EUR	0.00	6
Munich	2024/07/26	08:00	0.089 EUR	0.00	2
Frankfurt	2024/07/26	08:10	0.0938 EUR	0.00	2

	26					
FINRA other OTC Issues	2024/07/26	18:25	0.1072 USD	0.00		9
Duesseldorf	2024/07/26	08:12	0.089 EUR	0.00		3
Berlin	2024/07/26	20:48	0.0982 EUR	0.00		20

## Company profile

### Company Logo

#### Contact Details

WESTHAVEN GOLD

--

----

Telefon: -

Fax: -

E-mail: -

### Company Profile

-