

YPSOMED HOLDING AG

ISIN: CH0019396990 WKN: 1939699

Overview

2019/06/28 15:43:43

Price

120.60 EUR

Difference  1.86% (2.20)

General attributes

ISIN CH0019396990

Symbol YPSN

Exchange Frankfurt

Currency EUR

Sector Chemical / Pharmaceutical / Health

Security type Stock

Market cap (m) 4,654 EUR

Benchmark SWISS MARKET INDEX

Market data

Bid (Bid size) -

Ask (Ask size) -

Open 118.80 EUR

High 120.60 EUR

Low 118.80 EUR

Close (prev. day) 118.40 EUR

VWAP 109.40 EUR

Volume (pcs) 0

Trading volume 0.00

Number of trades 3

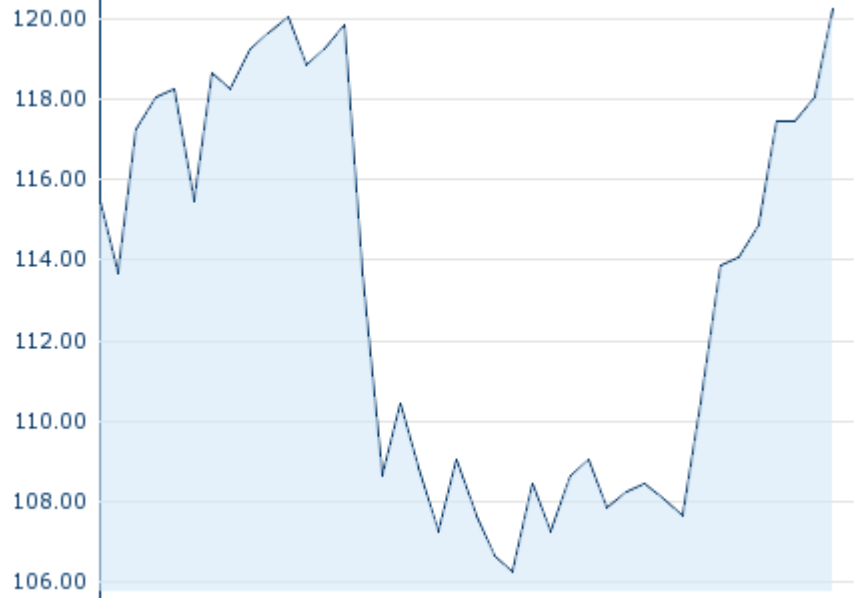
Last size 0

Futures and Options

Related Futures 15

Related Options -


5y



Information about previous performance does not guarantee future performance.

Source: FactSet

Recent research

on sector		on market	
Date		Headline	Download
2024/04/29		Aktienempfehlungen Österreich	
2024/04/26		Global Equity Ratings	
2024/04/26		Aktienempfehlungen Global	
2024/04/15		Aktienempfehlungen Österreich	
2024/04/03		Global Equity Ratings	

Details

2019/06/28 15:43:43

Price

120.60 EUR

Difference ▲ 1.86% (2.20)

General attributes

ISIN	CH0019396990
Symbol	YPSN
Exchange	Frankfurt
Currency	EUR
Sector	Chemical / Pharmaceutical / Health
Security type	Stock
Market cap (m)	4,654 EUR
Benchmark	SWISS MARKET INDEX

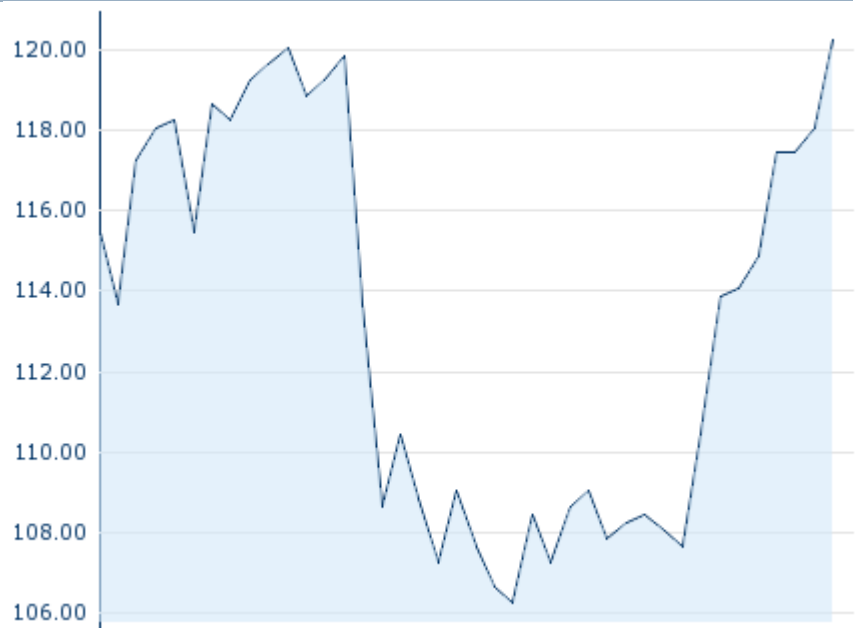
Market data

Bid (Bid size)	-
Ask (Ask size)	-
Open	118.80 EUR
High	120.60 EUR
Low	118.80 EUR
Close (prev. day)	118.40 EUR
VWAP	109.40 EUR
Volume (pcs)	0
Trading volume	0.00
Number of trades	3
Last size	0

Performance and Risk

	6m	1y	3y
Perf (%)	+20.24%	-2.74%	-24.16%
Perf (abs.)	+20.30	-3.40	-38.42
Beta	0.49	0.88	0.89
Volatility	24.68	23.99	31.71

5y



Information about previous performance does not guarantee future performance.
Source: FactSet

Price data

Ø price 5 days Ø volume 5 days (pcs.)	117.96 EUR (0)
Ø price 30 days Ø volume 30 days (pcs.)	112.23 EUR (8)
Ø price 100 days Ø volume 100 days (pcs.)	111.99 EUR (18)
Ø price 250 days Ø volume 250 days (pcs.)	115.26 EUR (21)
YTD High date	120.80 EUR (2019/05/08)
YTD Low date	99.35 EUR (2019/01/30)
52 Weeks High date	131.00 EUR (2018/09/14)
52 Weeks Low date	99.05 EUR (2018/12/21)

Arbitrage views

Exchange 📍	Date	Time	Price	Trading volume (mio.)	Number of trades
SIX Swiss Exchange	2024/05/03	17:30	333.50 CHF	2.99	463
London Stock Exchange	2024/04/30	17:40	329.00 CHF	0.02	2
Frankfurt	2019/06/28	15:43	120.60 EUR	0.00	3
FINRA other OTC Issues	2024/04/30	15:30	362.00 USD	0.00	1
Berlin	2019/06/28	15:59	120.80 EUR	0.00	5

Company profile

Company Logo



Contact Details

YPSOMED HOLDING AG

--

Brunnmattstrasse 6 - 3401 Burgdorf

Telefon: +41-34-424-41-11

Fax: +41-34-424-41-22

E-mail: info@ypsomed.com

Company Profile

-

Members of Management Board

Simon Michel Chairman of Managing Board

Frank Mengis Member of Executive Committee

Michael Zaugg Member of Executive Committee

Niklaus Ramseier Member of Executive Committee

Sébastien Delarive Member of Executive Committee

Ulrike Bauer Member of Executive Committee

Board of directors

Martin C. Münchbach Member of the administrative board

Betül Susamis Unaran Member of the administrative board

Paul R. Fonteyne Member of the administrative board

Gilbert Achermann Chairman of the administrative board