

OCI N.V.

ISIN: **NL0010558797** WKN: -

Overview

2024/07/12 22:26:30

Price
23.59 EURDifference  -1.30% (-0.31)

General attributes

ISIN	NL0010558797
Symbol	OCI
Exchange	Tradegate
Currency	EUR
Sector	Other
Security type	Stock
Market cap (m)	4,996 EUR
Benchmark	AMSTERDAM EXCHANGES INDEX

Market data

Bid (Bid size)	23.50 EUR (140)
Ask (Ask size)	23.68 EUR (140)
Open	23.95 EUR
High	23.95 EUR
Low	23.74 EUR
Close (prev. day)	23.90 EUR
VWAP	23.84845 EUR
Volume (pcs)	155
Trading volume	3,696.51
Number of trades	5
Last size	-

Futures and Options





Related Futures	24
Related Options	-

5y



Information about previous performance does not guarantee future performance.
Source: FactSet

Recent research

on sector		on market	
Date		Headline	Download
2024/07/12		Global Equity Ratings	
2024/07/12		Aktienempfehlungen Global	
2024/07/09		Aktienempfehlungen Österreich	
2024/07/05		Equity Weekly	
2024/06/24		Aktienempfehlungen Österreich	

Details

2024/07/12 22:26:30

Price

23.59 EUR

Difference ▼ -1.30% (-0.31)

General attributes

ISIN	NL0010558797
Symbol	OCI
Exchange	Tradegate
Currency	EUR
Sector	Other
Security type	Stock
Market cap (m)	4,996 EUR
Benchmark	AMSTERDAM EXCHANGES INDEX

Market data

Bid (Bid size)	23.50 EUR (140)
Ask (Ask size)	23.68 EUR (140)
Open	23.95 EUR
High	23.95 EUR
Low	23.74 EUR
Close (prev. day)	23.90 EUR
VWAP	23.84845 EUR
Volume (pcs)	155
Trading volume	3,696.51
Number of trades	5
Last size	-

Performance and Risk

	6m	1y	3y
Perf (%)	-5.49%	-0.54%	+7.52%
Perf (abs.)	-1.38	-0.13	+1.66
Beta	0.15	0.43	0.58
Volatility	21.89	40.10	41.10



Information about previous performance does not guarantee future performance.
Source: FactSet

Price data

Ø price 5 days Ø volume 5 days (pcs.)	23.45 EUR (852)
Ø price 30 days Ø volume 30 days (pcs.)	23.64 EUR (1,142)
Ø price 100 days Ø volume 100 days (pcs.)	24.68 EUR (1,133)
Ø price 250 days Ø volume 250 days (pcs.)	24.38 EUR (3,005)
YTD High date	27.80 EUR (2024/02/02)
YTD Low date	22.37 EUR (2024/07/02)
52 Weeks High date	27.80 EUR (2024/02/02)
52 Weeks Low date	17.93 EUR (2023/12/07)

Arbitrage views

Exchange	Date	Time	Price	Trading volume (mio.)	Number of trades
Tradegate	2024/07/12	22:26	23.59 EUR	0.00	5
Stuttgart	2024/07/12	14:26	23.56 EUR	0.00	9
Munich	2024/07/12	08:03	23.88 EUR	0.00	2
London Stock Exchange European Trade Reporting	2024/07/12	17:30	23.965 EUR	0.00	2
Frankfurt	2024/	17:20	23.62 EUR	0.00	8

	07/12					
FINRA other OTC Issues	2024/ 07/10	20:33	25.01 USD	0.07	4	
Euronext Milan MTF Trading After Hours	-	-	-	0.00	-	
Euronext Amsterdam	2024/ 07/12	17:35	23.67 EUR	8.15	1,481	
Duesseldorf	2024/ 07/12	19:30	23.31 EUR	0.00	6	
Berlin	2024/ 07/12	08:03	23.88 EUR	0.00	3	

Company profile

Company Logo



Contact Details

OCI NV

--

Honthorststraat 19 - 1071 DC Amsterdam

Telefon: +31-20-723-45-00

Fax: +

E-mail: -

Company Profile

-

Members of Management Board

Ahmed El-Hoshy Chairman of Managing Board

Hassan Badrawi Member of Executive Committee

Maud de Vries Member of Executive Committee

Nassef Sawiris Member of Executive Committee

Board of directors

Michael Bennett Chairman of Supervisory Board

Nassef Onsi Nagib Sawiris Chairman of Supervisory Board

Anja H. Montijn-Groenewoud Member of Supervisory Board

David Welch Member of Supervisory Board

Dod Fraser Member of Supervisory Board

Gregory Heckman Member of Supervisory Board

Hassan Hussam Badrawi Member of Supervisory Board

Heike van de Kerkhof Member of Supervisory Board

Maud de Vries Member of Supervisory Board

Nadia Sawiris Member of Supervisory Board

Robert Jan van de Kraats Member of Supervisory Board

Sipko Schat Member of Supervisory Board