

# NN GROUP N.V.

ISIN:  
**NL0010773842**  
 WKN: -

## Overview

2022/10/06 17:35:09

**Price**  
 40.63 EUR

**Difference**  -0.66% (-0.27)

### General attributes

ISIN	NL0010773842
Symbol	NN
Exchange	Euronext Amsterdam
Currency	EUR
Sector	Financial
Security type	Stock
Market cap (m)	12,155 EUR
Benchmark	AMSTERDAM EXCHANGES INDEX

### Market data

Bid (Bid size)	40.50 EUR (11)
Ask (Ask size)	41.20 EUR (42)
Open	41.21 EUR
High	41.41 EUR
Low	40.63 EUR
Close (prev. day)	40.90 EUR
VWAP	40.818903 EUR
Volume (pcs)	610,055
Trading volume	24,901,776.00
Number of trades	4,144
Last size	87

### Futures and Options






Related Futures	15
Related Options	-

5y



Information about previous performance does not guarantee future performance.  
 Source: FactSet

### Recent research

on sector		on market	
Date		Headline	Download
2022/10/05		Global Equity Ratings	
2022/10/05		Aktienempfehlungen Global	
2022/09/30		Equity Weekly	
2022/09/26		Global Equity Ratings	
2022/09/26		Aktienempfehlungen Global	

## Details

2022/10/06 17:35:09

**Price**

40.63 EUR

**Difference** ▼ -0.66% (-0.27)

**General attributes**

ISIN	NL0010773842
Symbol	NN
Exchange	Euronext Amsterdam
Currency	EUR
Sector	Financial
Security type	Stock
Market cap (m)	12,155 EUR
Benchmark	AMSTERDAM EXCHANGES INDEX

**Market data**

Bid (Bid size)	40.50 EUR (11)
Ask (Ask size)	41.20 EUR (42)
Open	41.21 EUR
High	41.41 EUR
Low	40.63 EUR
Close (prev. day)	40.90 EUR
VWAP	40.818903 EUR
Volume (pcs)	610,055
Trading volume	24,901,776.00
Number of trades	4,144
Last size	87

**Performance and Risk**

	6m	1y	3y
Perf (%)	-13.79%	-9.73%	+29.11%
Perf (abs.)	-6.50	-4.38	+9.16
Beta	0.75	0.86	1.01
Volatility	28.17	31.11	33.30

5y



Information about previous performance does not guarantee future performance.  
Source: FactSet

**Price data**

Ø price 5 days   Ø volume 5 days (pcs.)	40.47 EUR (865,360)
Ø price 30 days   Ø volume 30 days (pcs.)	40.72 EUR (1,021,462)
Ø price 100 days   Ø volume 100 days (pcs.)	43.29 EUR (973,196)
Ø price 250 days   Ø volume 250 days (pcs.)	45.39 EUR (963,610)
YTD High   date	53.00 EUR (2022/02/10)
YTD Low   date	35.60 EUR (2022/03/07)
52 Weeks High   date	53.00 EUR (2022/02/10)
52 Weeks Low   date	35.60 EUR (2022/03/07)

**Arbitrage views**

Exchange <input type="checkbox"/>	Date	Time	Price	Trading volume (mio.)	Number of trades
Xetra	2022/10/06	17:35	40.63 EUR	0.00	2
Vienna Stock Exchange	2022/10/06	17:32	40.70 EUR	0.00	2
Tradegate	2022/10/06	22:02	40.50 EUR	0.00	1
Stuttgart	2022/10/06	15:42	40.88 EUR	0.00	11
Munich	2022/	08:04	41.22 EUR	0.00	2

	10/06					
London Stock Exchange European Trade Reporting	2022/ 10/06	17:30	41.145 EUR	0.00		2
Hanover	2022/ 10/06	08:05	40.79 EUR	0.00		1
Frankfurt	2022/ 10/06	09:08	41.29 EUR	0.00		1
FINRA other OTC Issues	2022/ 10/06	15:36	40.19 USD	0.01		3
Euronext Amsterdam	2022/ 10/06	17:35	40.63 EUR	24.90		4,144
Duesseldorf	2022/ 10/06	21:00	40.55 EUR	0.00		12
Berlin	2022/ 10/06	08:04	41.22 EUR	0.00		1

## Company profile

### Company Logo



### Contact Details

NN GROUP NV

--

Schenkkade 65 - 2595 AS The Hague

Telefon: 31-70-513-03-03

Fax: -

E-mail: [external.communications@nn-group.com](mailto:external.communications@nn-group.com)

### Company Profile

-

#### Members of Management Board

David Knibbe Chairman of Managing Board

Bernhard Kaufmann Member of Executive Committee

Dailah Nihot Member of Executive Committee

Delfin Rueda Member of Executive Committee

Fabian Rupprecht Member of Executive Committee

Janet Stuijt Member of Executive Committee

Leon van Riet Member of Executive Committee

Tjeerd Bosklopper Member of Executive Committee

#### Board of directors

David Cole Chairman of Supervisory Board

Cecilia Reyes Member of Supervisory Board

Hans Schoen Member of Supervisory Board

Hélène Vletter-van Dort Member of Supervisory Board

Inga Beale Member of Supervisory Board

Rob Lelieveld Member of Supervisory Board

Robert Jenkins Member of Supervisory Board