

88 ENERGY LIMITED

ISIN: AU00000088E2 WKN: BW9NZW0

Overview

2024/06/21 08:17:09

Price
0.0012 EURDifference  0.00% (0.00)

General attributes

ISIN	AU00000088E2
Symbol	88E
Exchange	Stuttgart
Currency	EUR
Sector	Energy / Commodities
Security type	Stock
Market cap (m)	36 EUR
Benchmark	ASX ALL ORDINARIES INDEX

Market data

Bid (Bid size)	0.0012 EUR (111,111)
Ask (Ask size)	0.0016 EUR (200,000)
Open	0.0012 EUR
High	0.0012 EUR
Low	0.0012 EUR
Close (prev. day)	0.0012 EUR
VWAP	-
Volume (pcs)	0
Trading volume	0.00
Number of trades	1
Last size	0

Futures and Options











Related Futures	-
Related Options	-

5y



Information about previous performance does not guarantee future performance.
Source: FactSet

Recent research

on sector			
Date		Headline	Download
2024/06/21		Global Equity Ratings	
2024/06/21		Aktienempfehlungen Global	
2024/06/14		Equity Weekly	
2024/06/14		Global Equity Ratings	
2024/06/14		Aktienempfehlungen Global	

Details

2024/06/21 08:17:09

Price
0.0012 EUR

Difference  0.00% (0.00)

General attributes

ISIN	AU00000088E2
Symbol	88E
Exchange	Stuttgart
Currency	EUR
Sector	Energy / Commodities
Security type	Stock
Market cap (m)	36 EUR
Benchmark	ASX ALL ORDINARIES INDEX

Market data

Bid (Bid size)	0.0012 EUR (111,111)
Ask (Ask size)	0.0016 EUR (200,000)
Open	0.0012 EUR
High	0.0012 EUR
Low	0.0012 EUR
Close (prev. day)	0.0012 EUR
VWAP	-
Volume (pcs)	0
Trading volume	0.00
Number of trades	1
Last size	0

Performance and Risk

	6m	1y	3y
Perf (%)	-52.00%	-69.61%	-90.93%
Perf (abs.)	+0.00	+0.00	-0.01
Beta	-0.06	-0.15	0.28
Volatility	172.68	159.25	136.91

5y




Information about previous performance does not guarantee future performance.
Source: FactSet

Price data

Ø price 5 days Ø volume 5 days (pcs.)	0.0012 EUR (39,122)
Ø price 30 days Ø volume 30 days (pcs.)	0.0015 EUR (18,901)
Ø price 100 days Ø volume 100 days (pcs.)	0.0026 EUR (187,634)
Ø price 250 days Ø volume 250 days (pcs.)	0.0031 EUR (101,625)
YTD High date	0.0047 EUR (2024/04/02)
YTD Low date	0.0011 EUR (2024/06/12)
52 Weeks High date	0.0049 EUR (2023/08/04)
52 Weeks Low date	0.0011 EUR (2024/06/12)

All listings for 88 ENERGY LIMITED

Exchange 	Date	Time	Price	Trading volume (mio.)	Number of trades
Tradegate	2024/06/21	09:59	0.0016 EUR	0.00	3
Stuttgart	2024/06/21	08:17	0.0012 EUR	0.00	1
Munich	2024/06/21	08:09	0.0013 EUR	0.00	1
London Stock Exchange	2024/06/21	09:24	0.1049 GBp	0.47	4
Hamburg	2024/	08:01	0.0012 EUR	0.00	1

	06/21					
Frankfurt	2024/ 06/11	10:04	0.0014	EUR	0.00	2
FINRA other OTC Issues	2024/ 06/20	21:57	0.0014	USD	0.01	38
Duesseldorf	2024/ 06/21	08:28	0.0011	EUR	0.00	1
Berlin	2024/ 06/21	09:35	0.0018	EUR	0.00	2
Australian Securities Exchange	2024/ 06/21	08:10	0.002	AUD	0.04	47

Company profile

Company Logo



Company Profile

-

Contact Details

88 ENERGY LTD

--

Telefon: -

Fax: -

E-mail: -