

## YASKAWA ELECTRIC CORP

ISIN: JP3932000007 WKN: 6506

## Overview

2024/07/26 08:15:47

Price

30.51 EUR

Difference  3.04% (0.90)

## General attributes

ISIN	JP3932000007
Symbol	6506
Exchange	Stuttgart
Currency	EUR
Sector	Technology
Security type	Stock
Market cap (m)	8,198 EUR
Benchmark	NIKKEI 225

## Market data

Bid (Bid size)	- (0)
Ask (Ask size)	- (0)
Open	30.51 EUR
High	30.51 EUR
Low	30.51 EUR
Close (prev. day)	29.61 EUR
VWAP	-
Volume (pcs)	0
Trading volume	0.00
Number of trades	3
Last size	0

## Futures and Options

Related Futures	-
Related Options	-










5y



Information about previous performance does not guarantee future performance.

Source: FactSet

## Recent research

on sector		on market	
Date		Headline	Download
2024/07/26		Equity Weekly	
2024/07/24		Global Equity Ratings	
2024/07/24		Aktienempfehlungen Global	
2024/07/15		Aktienempfehlungen Global	
2024/07/12		Global Equity Ratings	

## Details

2024/07/26 08:15:47

## Price

30.51 EUR

Difference ▲ 3.04% (0.90)

## General attributes

ISIN	JP3932000007
Symbol	6506
Exchange	Stuttgart
Currency	EUR
Sector	Technology
Security type	Stock
Market cap (m)	8,198 EUR
Benchmark	NIKKEI 225

## Market data

Bid (Bid size)	- (0)
Ask (Ask size)	- (0)
Open	30.51 EUR
High	30.51 EUR
Low	30.51 EUR
Close (prev. day)	29.61 EUR
VWAP	-
Volume (pcs)	0
Trading volume	0.00
Number of trades	3
Last size	0

## Performance and Risk

	6m	1y	3y
Perf (%)	-14.92%	-23.76%	-24.16%
Perf (abs.)	-5.35	-9.51	-9.72
Beta	1.02	1.18	1.22
Volatility	33.56	33.92	35.68

5y



Information about previous performance does not guarantee future performance.  
Source: FactSet

## Price data

Ø price 5 days   Ø volume 5 days (pcs.)	30.42 EUR (254)
Ø price 30 days   Ø volume 30 days (pcs.)	32.79 EUR (51)
Ø price 100 days   Ø volume 100 days (pcs.)	36.21 EUR (34)
Ø price 250 days   Ø volume 250 days (pcs.)	35.39 EUR (29)
YTD High   date	41.52 EUR (2024/03/07)
YTD Low   date	29.61 EUR (2024/07/25)
52 Weeks High   date	41.52 EUR (2024/03/07)
52 Weeks Low   date	29.61 EUR (2024/07/25)

## All listings for YASKAWA ELECTRIC CORP

Exchange <span>⊕</span>	Date	Time	Price	Trading volume (mio.)	Number of trades
Tradegate	2024/07/26	22:26	31.03 EUR	0.03	5
Tokyo Stock Exchange	2024/07/26	08:00	5,126.00 JPY	69.89	3,993
Stuttgart	2024/07/26	08:15	30.51 EUR	0.00	3
Munich	2024/07/26	08:04	30.45 EUR	0.00	2
Hanover	2024/07/26	08:01	30.42 EUR	0.00	3

	26					
Fukuoka Stock Exchange	2024/07/24	02:00	5,250.00 JPY	0.01		1
Frankfurt	2024/07/26	15:29	30.04 EUR	0.00		5
FINRA other OTC Issues	2024/06/10	18:18	37.21 USD	0.02		6
Duesseldorf	2024/07/26	19:31	30.56 EUR	0.00		7
Berlin	2024/07/26	21:05	30.90 EUR	0.00		7

## Company profile

### Company Logo

The logo for YASKAWA, consisting of the word "YASKAWA" in a bold, blue, sans-serif font.

### Company Profile

-

### Contact Details

YASKAWA ELECTRIC

--

----

Telefon: -

Fax: -

E-mail: -