

ELIOR GROUP SA

ISIN: FR0011950732 WKN: -

Overview

2024/08/09 08:18:11

Price
2.984 EURDifference  -0.86% (-0.03)

General attributes

ISIN	FR0011950732
Symbol	ELIOR
Exchange	Berlin
Currency	EUR
Sector	Consumer Products
Security type	Stock
Market cap (m)	784 EUR
Benchmark	CAC 40 INDEX

Market data

Bid (Bid size)	-
Ask (Ask size)	-
Open	2.984 EUR
High	2.984 EUR
Low	2.984 EUR
Close (prev. day)	3.01 EUR
VWAP	-
Volume (pcs)	0
Trading volume	0.00
Number of trades	3
Last size	0

Futures and Options






Related Futures	-
Related Options	387

5y



Information about previous performance does not guarantee future performance.
Source: FactSet

Recent research

on sector		on market	
Date		Headline	Download
2024/08/02		Equity Weekly	
2024/07/29		Aktienempfehlungen Österreich	
2024/07/26		Equity Weekly	
2024/07/24		Global Equity Ratings	
2024/07/24		Aktienempfehlungen Global	

Details

2024/08/09 08:18:11

Price

2.984 EUR

Difference ▼ -0.86% (-0.03)

General attributes

ISIN	FR0011950732
Symbol	ELIOR
Exchange	Berlin
Currency	EUR
Sector	Consumer Products
Security type	Stock
Market cap (m)	784 EUR
Benchmark	CAC 40 INDEX

Market data

Bid (Bid size)	-
Ask (Ask size)	-
Open	2.984 EUR
High	2.984 EUR
Low	2.984 EUR
Close (prev. day)	3.01 EUR
VWAP	-
Volume (pcs)	0
Trading volume	0.00
Number of trades	3
Last size	0

Performance and Risk

	6m	1y	3y
Perf (%)	+14.15%	+41.96%	-49.25%
Perf (abs.)	+0.37	+0.88	-2.90
Beta	1.16	1.51	1.44
Volatility	53.42	54.59	61.59

5y



Information about previous performance does not guarantee future performance.
Source: FactSet

Price data

Ø price 5 days Ø volume 5 days (pcs.)	2.995 EUR (0)
Ø price 30 days Ø volume 30 days (pcs.)	2.989 EUR (0)
Ø price 100 days Ø volume 100 days (pcs.)	2.919 EUR (0)
Ø price 250 days Ø volume 250 days (pcs.)	2.521 EUR (0)
YTD High date	3.770 EUR (2024/05/20)
YTD Low date	2.194 EUR (2024/04/16)
52 Weeks High date	3.770 EUR (2024/05/20)
52 Weeks Low date	1.528 EUR (2023/10/26)

All listings for ELIOR GROUP SA

Exchange	Date	Time	Price	Trading volume (mio.)	Number of trades
Tradegate	2024/08/09	22:02	3.10 EUR	0.00	1
Stuttgart	2024/08/09	17:08	3.058 EUR	0.00	13
Munich	2024/08/09	08:11	2.998 EUR	0.00	2
London Stock Exchange European Trade Reporting	2024/08/09	17:30	3.085 EUR	0.00	2
Frankfurt	2024/08/09	08:06	2.984 EUR	0.00	2

	08/09					
FINRA other OTC Issues	2023/ 12/01	02:10	2.90 USD	0.00		2
Euronext Paris	2024/ 08/09	17:35	3.09 EUR	1.55		723
Euronext Milan MTF Trading After Hours	-	-	-	0.00		-
Duesseldorf	2024/ 08/09	08:11	2.976 EUR	0.00		2
Berlin	2024/ 08/09	08:18	2.984 EUR	0.00		3

Company profile

Company Logo



Contact Details

ELIOR GROUP SA

--

Telefon: -

Fax: -

E-mail: -

Company Profile

-

Board of directors

Abderrahmane El Aoufir Member of Supervisory Board

Catherine Ottaway Member of Supervisory Board

Denis Gasquet Member of Supervisory Board

Denis Hennequin Member of Supervisory Board

Dominique Pélabon Member of Supervisory Board

Gilles Auffret Member of Supervisory Board

Gilles Cojan Member of Supervisory Board

Inés Cuatrecasas Member of Supervisory Board

Luc Lebaupin Member of Supervisory Board

Rosa Maria Alves Member of Supervisory Board

Sara Biraschi-Rolland Member of Supervisory Board

Virginie Dupérat-Vergne Member of Supervisory Board