

ACCELERATE DIAGNOSTICS INC.

ISIN: **US00430H2013** WKN: **00430H201**

Overview

2024/06/21 21:53:05

Price
1.21 EURDifference  3.42% (0.04)

General attributes

ISIN	US00430H2013
Symbol	AXDX
Exchange	Stuttgart
Currency	EUR
Sector	Chemical / Pharmaceutical / Health
Security type	Stock
Market cap (m)	26 EUR
Benchmark	S&P 500

Market data

Bid (Bid size)	- (0)
Ask (Ask size)	- (0)
Open	1.13 EUR
High	1.21 EUR
Low	1.13 EUR
Close (prev. day)	1.17 EUR
VWAP	-
Volume (pcs)	0
Trading volume	0.00
Number of trades	7
Last size	0

Futures and Options











Related Futures	-
Related Options	-

5y



Information about previous performance does not guarantee future performance.
Source: FactSet

Recent research

	on sector	on market	
Date		Headline	Download
2024/06/21		Global Equity Ratings	
2024/06/21		Aktienempfehlungen Global	
2024/06/14		Equity Weekly	
2024/06/14		Global Equity Ratings	
2024/06/14		Aktienempfehlungen Global	

Details

2024/06/21 21:53:05

Price

1.21 EUR

Difference ▲ 3.42% (0.04)

General attributes

ISIN	US00430H2013
Symbol	AXDX
Exchange	Stuttgart
Currency	EUR
Sector	Chemical / Pharmaceutical / Health
Security type	Stock
Market cap (m)	26 EUR
Benchmark	S&P 500

Market data

Bid (Bid size)	- (0)
Ask (Ask size)	- (0)
Open	1.13 EUR
High	1.21 EUR
Low	1.13 EUR
Close (prev. day)	1.17 EUR
VWAP	-
Volume (pcs)	0
Trading volume	0.00
Number of trades	7
Last size	0

Performance and Risk

	6m	1y	3y
Perf (%)	-69.29%	-81.24%	-98.18%
Perf (abs.)	-2.73	-5.24	-65.29
Beta	-1.37	-0.15	1.10
Volatility	116.53	356.84	243.87

5y



Information about previous performance does not guarantee future performance.

Source: FactSet

Price data

Ø price 5 days Ø volume 5 days (pcs.)	1.17 EUR (0)
Ø price 30 days Ø volume 30 days (pcs.)	1.09 EUR (33)
Ø price 100 days Ø volume 100 days (pcs.)	0.96 EUR (58)
Ø price 250 days Ø volume 250 days (pcs.)	3.65 EUR (34)
YTD High date	3.82 EUR (2024/01/03)
YTD Low date	0.68 EUR (2024/04/18)
52 Weeks High date	70.50 EUR (2023/07/11)
52 Weeks Low date	0.68 EUR (2024/04/18)

Arbitrage views

Exchange	Date	Time	Price	Trading volume (mio.)	Number of trades
Tradegate	2024/06/21	22:26	1.20 EUR	0.00	1
Stuttgart	2024/06/21	21:53	1.21 EUR	0.00	7
Nasdaq	2024/06/21	22:00	1.28 USD	0.08	355
London Stock Exchange	2021/03/30	15:30	80.00 USD	0.00	1
Frankfurt	2024/06/21	08:05	1.13 EUR	0.00	2

	21					
Duesseldorf	2023/07/ 11	19:30	6.70 EUR	0.00		5
Berlin	2024/06/ 21	08:08	1.13 EUR	0.00		3

Company profile

Company Logo



Company Profile

Contact Details

ACCELERATE DIAGNOSTICS

--

303 E. 17th Ave., Suite 108 -- U.S.A. -
Denver, CO 80203-9725

Telefon: +1 - 303 - 863 - 8088

Fax: +1 - 303 - 863 - 1218

E-mail: info@accelr8.com