

SOUTHERN SILVER EX

ISIN: CA8438142033 WKN: -

Overview

2024/07/26 21:58:40

Price
0.1657 USDDifference  -3.13% (-0.01)

General attributes

ISIN	CA8438142033
Symbol	SSV
Exchange	FINRA other OTC Issues
Currency	USD
Sector	Energy / Commodities
Security type	Stock
Market cap (m)	46 EUR
Benchmark	S&P/TSX 60 INDEX

Market data

Bid (Bid size)	-
Ask (Ask size)	-
Open	0.1668 USD
High	0.18 USD
Low	0.1581 USD
Close (prev. day)	0.171 USD
VWAP	0.165642 USD
Volume (pcs)	326,516
Trading volume	54,102.38
Number of trades	26
Last size	1,000

Futures and Options






Related Futures	-
Related Options	-

5y



Information about previous performance does not guarantee future performance.
Source: FactSet

Recent research

on sector			
Date		Headline	Download
2024/07/26		Equity Weekly	
2024/07/24		Global Equity Ratings	
2024/07/24		Aktienempfehlungen Global	
2024/07/15		Aktienempfehlungen Global	
2024/07/12		Equity Weekly	

Details

2024/07/26 21:58:40

Price

0.1657 USD

Difference  -3.13% (-0.01)

General attributes

ISIN	CA8438142033
Symbol	SSV
Exchange	FINRA other OTC Issues
Currency	USD
Sector	Energy / Commodities
Security type	Stock
Market cap (m)	46 EUR
Benchmark	S&P/TSX 60 INDEX

Market data

Bid (Bid size)	-
Ask (Ask size)	-
Open	0.1668 USD
High	0.18 USD
Low	0.1581 USD
Close (prev. day)	0.171 USD
VWAP	0.165642 USD
Volume (pcs)	326,516
Trading volume	54,102.38
Number of trades	26
Last size	1,000

Performance and Risk

	6m	1y	3y
Perf (%)	+59.97%	+12.31%	-41.47%
Perf (abs.)	+0.06	+0.02	-0.12
Beta	1.85	1.00	1.62
Volatility	88.88	80.64	85.43

5y



Information about previous performance does not guarantee future performance.
Source: FactSet

Price data

Ø price 5 days Ø volume 5 days (pcs.)	0.1746 USD (124,319)
Ø price 30 days Ø volume 30 days (pcs.)	0.1887 USD (162,290)
Ø price 100 days Ø volume 100 days (pcs.)	0.1691 USD (178,678)
Ø price 250 days Ø volume 250 days (pcs.)	0.1358 USD (123,574)
YTD High date	0.2549 USD (2024/05/21)
YTD Low date	0.0803 USD (2024/02/14)
52 Weeks High date	0.2549 USD (2024/05/21)
52 Weeks Low date	0.0803 USD (2024/02/14)

All listings for SOUTHERN SILVER EX

Exchange 	Date	Time	Price	Trading volume (mio.)	Number of trades
Tradegate	2024/07/26	22:02	0.157 EUR	0.00	1
TSX Venture Exchange	2024/07/26	21:54	0.23 CAD	0.03	47
Stuttgart	2024/07/26	14:44	0.1505 EUR	0.00	5
Munich	2024/07/26	08:02	0.172 EUR	0.00	1
Frankfurt	2024/07/26	08:05	0.142 EUR	0.00	2

	26					
FINRA other OTC Issues	2024/07/26	21:58	0.1657 USD	0.05		26
Duesseldorf	2024/07/26	19:32	0.1525 EUR	0.00		7
Berlin	2024/07/26	20:48	0.156 EUR	0.00		20

Company profile

Company Logo

Contact Details

SOUTHERN SILVER EXPL CORP.

--

Telefon: -

Fax: -

E-mail: -

Company Profile

-