

## SOUTHERN SILVER EX

ISIN: CA8438142033 WKN: -

## Overview

2024/07/26 21:58:40

Price  
0.1657 USDDifference  -3.13% (-0.01)

## General attributes

ISIN	CA8438142033
Symbol	SSV
Exchange	FINRA other OTC Issues
Currency	USD
Sector	Energy / Commodities
Security type	Stock
Market cap (m)	46 EUR
Benchmark	S&P/TSX 60 INDEX

## Market data

Bid (Bid size)	-
Ask (Ask size)	-
Open	0.1668 USD
High	0.18 USD
Low	0.1581 USD
Close (prev. day)	0.171 USD
VWAP	0.165642 USD
Volume (pcs)	326,516
Trading volume	54,102.38
Number of trades	26
Last size	1,000

## Futures and Options




Related Futures	-
Related Options	-

5y



Information about previous performance does not guarantee future performance.  
Source: FactSet

## Recent research

on sector		
Date	Headline	Download
2024/07/26	 Equity Weekly	
2024/07/24	 Global Equity Ratings	
2024/07/24	 Aktienempfehlungen Global	
2024/07/15	 Aktienempfehlungen Global	
2024/07/12	 Equity Weekly	

## Details

2024/07/26 21:58:40

## Price

0.1657 USD

Difference  -3.13% (-0.01)

## General attributes

ISIN	CA8438142033
Symbol	SSV
Exchange	FINRA other OTC Issues
Currency	USD
Sector	Energy / Commodities
Security type	Stock
Market cap (m)	46 EUR
Benchmark	S&P/TSX 60 INDEX

## Market data

Bid (Bid size)	-
Ask (Ask size)	-
Open	0.1668 USD
High	0.18 USD
Low	0.1581 USD
Close (prev. day)	0.171 USD
VWAP	0.165642 USD
Volume (pcs)	326,516
Trading volume	54,102.38
Number of trades	26
Last size	1,000

## Performance and Risk

	6m	1y	3y
Perf (%)	+59.97%	+12.31%	-41.47%
Perf (abs.)	+0.06	+0.02	-0.12
Beta	1.85	1.00	1.62
Volatility	88.88	80.64	85.43

5y



Information about previous performance does not guarantee future performance.  
Source: FactSet

## Price data

Ø price 5 days   Ø volume 5 days (pcs.)	0.1746 USD (124,319)
Ø price 30 days   Ø volume 30 days (pcs.)	0.1887 USD (162,290)
Ø price 100 days   Ø volume 100 days (pcs.)	0.1691 USD (178,678)
Ø price 250 days   Ø volume 250 days (pcs.)	0.1358 USD (123,574)
YTD High   date	0.2549 USD (2024/05/21)
YTD Low   date	0.0803 USD (2024/02/14)
52 Weeks High   date	0.2549 USD (2024/05/21)
52 Weeks Low   date	0.0803 USD (2024/02/14)

## All listings for SOUTHERN SILVER EX

Exchange 	Date	Time	Price	Trading volume (mio.)	Number of trades
Tradegate	2024/07/26	22:02	0.157 EUR	0.00	1
TSX Venture Exchange	2024/07/26	21:54	0.23 CAD	0.03	47
Stuttgart	2024/07/26	14:44	0.1505 EUR	0.00	5
Munich	2024/07/26	08:02	0.172 EUR	0.00	1
Frankfurt	2024/07/26	08:05	0.142 EUR	0.00	2

	26					
FINRA other OTC Issues	2024/07/ 26	21:58	0.1657	USD	0.05	26
Duesseldorf	2024/07/ 26	19:32	0.1525	EUR	0.00	7
Berlin	2024/07/ 26	20:48	0.156	EUR	0.00	20

## Company profile

### Company Logo

#### Contact Details

SOUTHERN SILVER EXPL CORP.

--

----

Telefon: -

Fax: -

E-mail: -

### Company Profile

-