

IRESS LTD.

ISIN: AU000000IRE2

WKN: IRE

Overview

2024/06/21 09:09:17

Price
4.76 EURDifference  -1.24% (-0.06)

General attributes

| | |
|----------------|--------------------------|
| ISIN | AU000000IRE2 |
| Symbol | IRE |
| Exchange | Frankfurt |
| Currency | EUR |
| Sector | Other |
| Security type | Stock |
| Market cap (m) | 899 EUR |
| Benchmark | ASX ALL ORDINARIES INDEX |

Market data

| | |
|-------------------|------------------|
| Bid (Bid size) | 4.76 EUR (1,080) |
| Ask (Ask size) | 4.88 EUR (1,080) |
| Open | 4.76 EUR |
| High | 4.76 EUR |
| Low | 4.76 EUR |
| Close (prev. day) | 4.82 EUR |
| VWAP | 4.88 EUR |
| Volume (pcs) | 0 |
| Trading volume | 0.00 |
| Number of trades | 1 |
| Last size | 0 |

Futures and Options











| | |
|-----------------|---|
| Related Futures | - |
| Related Options | - |

5y



Information about previous performance does not guarantee future performance.
Source: FactSet

Recent research

| on sector | | | |
|------------|---|---------------------------|---|
| Date | | Headline | Download |
| 2024/06/21 |  | Global Equity Ratings |  |
| 2024/06/21 |  | Aktienempfehlungen Global |  |
| 2024/06/14 |  | Equity Weekly |  |
| 2024/06/14 |  | Global Equity Ratings |  |
| 2024/06/14 |  | Aktienempfehlungen Global |  |

Details

2024/06/21 09:09:17

Price

4.76 EUR

Difference ▼ -1.24% (-0.06)

General attributes

| | |
|----------------|--------------------------|
| ISIN | AU000000IRE2 |
| Symbol | IRE |
| Exchange | Frankfurt |
| Currency | EUR |
| Sector | Other |
| Security type | Stock |
| Market cap (m) | 899 EUR |
| Benchmark | ASX ALL ORDINARIES INDEX |

Market data

| | |
|-------------------|------------------|
| Bid (Bid size) | 4.76 EUR (1,080) |
| Ask (Ask size) | 4.88 EUR (1,080) |
| Open | 4.76 EUR |
| High | 4.76 EUR |
| Low | 4.76 EUR |
| Close (prev. day) | 4.82 EUR |
| VWAP | 4.88 EUR |
| Volume (pcs) | 0 |
| Trading volume | 0.00 |
| Number of trades | 1 |
| Last size | 0 |

Performance and Risk

| | 6m | 1y | 3y |
|-------------|--------|---------|---------|
| Perf (%) | -0.82% | -27.52% | -41.22% |
| Perf (abs.) | -0.04 | -1.83 | -3.38 |
| Beta | 0.77 | 1.04 | 0.98 |
| Volatility | 35.77 | 59.99 | 44.88 |

5y



Information about previous performance does not guarantee future performance.
Source: FactSet

Price data

| | |
|---|-----------------------|
| Ø price 5 days Ø volume 5 days (pcs.) | 4.82 EUR (0) |
| Ø price 30 days Ø volume 30 days (pcs.) | 4.86 EUR (0) |
| Ø price 100 days Ø volume 100 days (pcs.) | 4.93 EUR (3) |
| Ø price 250 days Ø volume 250 days (pcs.) | 4.67 EUR (3) |
| YTD High date | 5.30 EUR (2024/03/05) |
| YTD Low date | 4.46 EUR (2024/02/26) |
| 52 Weeks High date | 6.60 EUR (2023/07/13) |
| 52 Weeks Low date | 2.94 EUR (2023/10/30) |

Arbitrage views

| Exchange <input type="checkbox"/> | Date | Time | Price | Trading volume (mio.) | Number of trades |
|-----------------------------------|------------|-------|----------|-----------------------|------------------|
| Stuttgart | 2024/06/21 | 08:09 | 4.78 EUR | 0.00 | 1 |
| Munich | 2024/06/21 | 08:09 | 4.86 EUR | 0.00 | 1 |
| Hamburg | 2024/06/21 | 08:00 | 4.78 EUR | 0.00 | 1 |
| Frankfurt | 2024/06/21 | 09:09 | 4.76 EUR | 0.00 | 1 |
| FINRA other OTC Issues | - | - | - | 0.00 | - |

| | | | | | |
|--------------------------------|------------|-------|----------|------|-------|
| Duesseldorf | 2024/06/21 | 09:30 | 4.76 EUR | 0.00 | 2 |
| Australian Securities Exchange | 2024/06/21 | 08:10 | 7.74 AUD | 8.70 | 3,025 |

Company profile

Company Logo



Company Profile

-

Contact Details

IRESS

--

Level 20, Collins Street 360 3000 Melbourne,
VIC

Telefon: +61 3 9018 5800

Fax: +61 3 9018 5844

E-mail: investor.relations@iress.com.au